

TÜRKİYE KALKINMA VE YATIRIM BANKASI A.Ş.

Consolidated Financial Statements
As of and For the Three-Month Period Ended 31 March 2023
With Independent Auditor's Review Report
(Convenience Translation of Consolidated
Financial Statements and Related Disclosures and Footnotes
Originally Issued in Turkish)



KPMG Bağımsız Denetim ve
Serbest Muhasebeci Mali Müşavirlik A.Ş.
İş Kuleleri Kule 3 Kat:2-9
Levent 34330 İstanbul
Tel +90 212 316 6000
Fax +90 212 316 6060
www.kpmg.com.tr

Convenience Translation of the Independent Auditor's Review Report Originally
Prepared and Issued in Turkish to English

REVIEW REPORT ON CONSOLIDATED INTERIM FINANCIAL INFORMATION

To the Board of Directors of Türkiye Kalkınma ve Yatırım Bankası A.Ş.

Introduction

We have reviewed the accompanying consolidated balance sheet of Türkiye Kalkınma ve Yatırım Bankası A.Ş. (the "Bank") and its subsidiaries subject to consolidation (collectively referred to as the "Group") as of 31 March 2023 and the consolidated statement of profit or loss, consolidated statement of profit or loss and other comprehensive income, consolidated statement of changes in shareholders' equity, consolidated statement of cash flows and a summary of significant accounting policies and other explanatory notes to the consolidated financial information for the three-month period then ended. The Bank Management is responsible for the preparation and fair presentation of these interim financial information in accordance with the "Banking Regulation and Supervision Agency ("BRSA") Accounting and Financial Reporting Legislation" which includes "Regulation on Accounting Applications for Banks and Safeguarding of Documents" published in the Official Gazette no.26333 dated 1 November 2006, and other regulations on accounting records of Banks published by Banking Regulation and Supervision Board and Turkish Accounting Standard 34 "Interim Financial Reporting" principles for those matters not regulated by afore-mentioned legislations. Our responsibility is to express a conclusion on this interim financial information based on our review.

Scope of review

We conducted our review in accordance with Standard on Review Engagements (SRE) 2410, "Review of Interim Financial Information Performed by the Independent Auditor of the Entity". A review of interim financial information consists of making inquiries, primarily of persons responsible for financial reporting process and applying analytical and other review procedures. A review of interim financial information is substantially less in scope than an independent audit performed in accordance with the Independent Auditing Standards and consequently, does not enable us to obtain assurance that we would become aware of all significant matters that might be identified in an audit. Accordingly, we do not express an audit opinion.



Conclusion

Based on our review, nothing has come to our attention that causes us to believe that the accompanying consolidated interim financial information does not present fairly in all material respects, the financial position of Türkiye Kalkınma ve Yatırım Bankası A.Ş. and its subsidiaries subject to consolidation at 31 March 2023, and its financial performance and its cash flows for the three-month period then ended in all aspects in accordance with the BRSA Accounting and Financial Reporting Legislation.

Report on other regulatory requirements arising from legislation

Based on our review, nothing has come to our attention that causes us to believe that the interim financial information provided in the accompanying interim activity report in section seven, is not consistent with the reviewed consolidated interim financial statements and disclosures in all material respects.

Additional paragraph for convenience translation to English

The accounting principles summarized in Note 1 Section Three, differ from the accounting principles generally accepted in countries in which the accompanying consolidated interim financial information is to be distributed and International Financial Reporting Standards ("IFRS"). Accordingly, the accompanying consolidated interim financial information is not intended to present the financial position and results of operations in accordance with accounting principles generally accepted in such countries of users of the consolidated interim financial information and IFRS.

KPMG Bağımsız Denetim ve Serbest Muhasebeci Mali Müşavirlik Anonim Şirketi

Orhan Akova, SMMM
Partner

27 April 2023
İstanbul, Türkiye

**THE CONSOLIDATED FINANCIAL REPORT OF TÜRKİYE KALKINMA VE YATIRIM
BANKASI A.Ş. FOR THE THREE MONTHS PERIOD ENDED 31 MARCH 2023**

The Headquarters Address Saray Mahallesi
Dr.Adnan Büyükdeniz Cad. No:10
Ümraniye / İSTANBUL
Telephone and Facsimile Tel : 0216 636 87 00
Fax: 0 216 636 89 28
Website Address <http://www.kalkinma.com.tr>
E-mail Address muhasebe@kalkinma.com.tr

The consolidated financial report for three months prepared in accordance with the “Communiqué on Financial Statements to be Disclosed to Public by Banks and Explanations and Footnotes Thereof” as regulated by Banking Regulation and Supervision Agency, consists of the following sections:

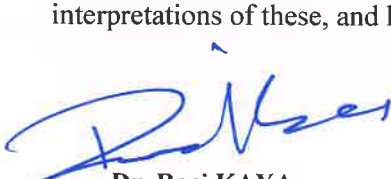
- GENERAL INFORMATION ABOUT THE PARENT BANK
- CONSOLIDATED FINANCIAL STATEMENTS OF THE PARENT BANK
- EXPLANATIONS ON THE CORRESPONDING ACCOUNTING POLICIES APPLIED IN THE RELATED PERIOD
- INFORMATION ON THE FINANCIAL STRUCTURE AND RISK MANAGEMENT OF THE GROUP WHICH IS UNDER CONSOLIDATION
- DISCLOSURES AND NOTES TO THE CONSOLIDATED FINANCIAL STATEMENTS
- AUDITOR’S REVIEW REPORT
- CONSOLIDATED INTERIM ACTIVITY REPORT


The subsidiaries whose financial statements are consolidated within the framework of this financial report are as follows:


Subsidiaries


Kalkınma Girişim Sermayesi Portföy Yönetimi A.Ş.
Kalkınma Yatırım Varlık Kiralama A.Ş.


The accompanying consolidated financial statements and notes to these financial statements for three months which are expressed, unless otherwise stated, in thousands of Turkish Lira have been prepared and presented based on the accounting books of the Bank in accordance with the Regulation on the Procedures and Principles for Accounting Practices and Retention of Documents by Banks, Turkish Accounting Standards, Turkish Financial Reporting Standards, and related appendices and interpretations of these, and have been independently reviewed.



Dr. Raci KAYA
Chairman of the Board



İbrahim H. ÖZTOP
CEO and Board Member


Dr. Turgay GEÇER
Chairman of Audit Committee


Erdal ERDEM
Deputy Chairman of Audit Committee


Ömer KARADEMİR
Member of Audit Committee


Nuri Yasin KÜLAHÇI
Executive Vice President


Aydın TOSUN
Head of Financial Affairs

Information on the authorized personnel to whom questions related to this financial report may be directed:

Name Surname/Title : Atilla ALPTEKİN / Finance Manager
Tel No : 0 216 636 88 87

SECTION ONE

General Information

I.	Establishment Date of the Parent Bank, Initial Articles of Association, History of the Parent Bank Including the Changes of These Articles	1
II.	Capital Structure of the Parent Bank, Shareholders that Retain Direct or Indirect Control and Management of the Parent Bank Solely or Together, Changes about These Issues During the Year and Disclosures about the Group	1
III.	Explanations Regarding the Parent Bank's Chairman and Members of Board of Directors, Audit Committee Members, Chief Executive Officer and Executive Vice Presidents and Their Shares Attributable to the Parent Bank, if any	2-3
	Information about Persons and Institutions that Have Qualified Shares Attributable to the Parent Bank	3
IV.		
V.	Summary of Functions and Lines of Activities of the Parent Bank	3
VI.	Information on Application Differences Between Consolidation Practices as per the Regulation on Preparation of Consolidated Financial Statements of Banks and the Turkish Accounting Standards, and Entities Subject to Full or Proportional Consolidation or Deducted From Equity or Not Subject to Any of These Three Methods	3
VII.	Current or Likely Actual or Legal Barriers to Immediate Transfer of Equity or Repayment of Debts between the Parent Bank and Its Subsidiaries	3

SECTION TWO

Consolidated Financial Statements

I.	Consolidated Balance Sheet (Statement of Financial Position)	5-6
II.	Consolidated Statement of Off-Balance Sheet Accounts	7
III.	Consolidated Statement of Profit or Loss	8
IV.	Consolidated Statement of Profit or Loss and Other Comprehensive Income	9
V.	Consolidated Statement of Changes in Shareholders' Equity	10
VI.	Consolidated Statement of Cash Flows	11

SECTION THREE

Accounting Policies

I.	Explanations on Basis of Presentation	12
II.	Basis of Valuation Used in the Preparation of Consolidated Financial Statements	13
III.	Explanations on Utilization Strategy of Financial Instruments and Foreign Currency Transactions	13
IV.	Explanations on Consolidated Partnerships	14
	Representation of Affiliates, Subsidiaries and Jointly Controlled Partners not Included in Consolidation in the Consolidated Financial Statements	14
V.		
VI.	Explanations on Futures, Options Contracts and Derivative Instruments	14
VII.	Explanations on Interest Income and Expenses	15
VIII.	Explanations on Fees and Commission Income and Expenses	15
IX .	Explanations on Financial Assets	15-18
X.	Explanations on Impairment of Financial Assets	18-21
XI.	Explanations on Offsetting of Financial Assets and Liabilities	21
XII.	Explanations on Sales and Repurchase Agreements and Lending of Securities	21
XIII.	Explanations on Fixed Assets Held for Sale and Discontinued Operations and Related Liabilities	22
XIV.	Explanations on Goodwill and Other Intangible Assets	23
XV.	Explanations on Tangible Fixed Assets	24
XVI.	Explanations on Leasing Transactions	25
XVII.	Explanations on Provisions and Contingent Liabilities	25
XVIII.	Explanations on Employee Benefit Liabilities	26
XIX.	Explanations on Taxation	26-28
XX.	Additional Explanations on Borrowings	28-29
XXI.	Explanations on Shares Issued	29
XXII.	Explanations on Bill Guarantees and Acceptances	29
XXIII.	Explanations on Government Incentives	29
XXIV.	Explanations on Segment Reporting	29-30

SECTION FOUR
Consolidated Information on Financial Structure and Risk Management

I.	Explanations Related to Consolidated Equity	31-47
II.	Explanations Related to Consolidated Currency Risk	48-49
III.	Explanations Related to Consolidated Interest Rate Risk	49-53
IV.	Explanations Related to Consolidated Position Risk of Equity Securities	54
V.	Explanations Related to Consolidated Liquidity Risk Management and Liquidity Coverage Ratio	54-59
VI.	Explanations Related to Consolidated Leverage Ratio	60
VII.	Explanations Related to Consolidated Risk Management	61

SECTION FIVE
Explanations and Notes Related to the Consolidated Financial Statements

I.	Explanations and Notes Related to Consolidated Assets	62-73
II.	Explanations and Notes Related to Consolidated Liabilities	74-78
III.	Explanations and Notes Related to Consolidated Off-Balance Sheet Accounts	79-80
IV.	Explanations and Notes Related to Statement of Consolidated Profit or Loss	81-85
V.	Explanations Related to Risk Group of the Parent Bank	86

SECTION SIX
Other Explanations

I.	Explanations on Auditors' Review Report	87
II.	Explanations and Notes Related to Subsequent Events	87

SECTION SEVEN
Consolidated Interim Activity Report

I.	Chairman's Assessment	88
II.	CEO and Board Member's Assessment	89-90
III.	Summary Financial Information and Ratios	91
IV.	Bank Management	91-92
V.	Capital and Shareholding Structure	92
VI.	Activities of the Parent Bank's I. Term in 2023	92-95
VII.	Corporate Governance Principles Compliance Report	95-96

SECTION ONE

GENERAL INFORMATION

I. Establishment Date of the Parent Bank, Initial Articles of Association, History of the Bank Including the Changes of These Articles:

The Parent Bank was established on 27 November 1975 according to the Decree Based on Law numbered 13 as a related institution of the Ministry of Trade and Technology with the legal title of “Devlet Sanayi ve İşçi Yatırım Bankası A.Ş.”. Some adjustments were made on the status of the Bank with the Decree Based on Law numbered 165 dated 14 November 1983.

On 15 July 1988, its legal title was changed to Türkiye Kalkınma Bankası A.Ş. by being associated to the Prime Ministry in the context of the Decree Law numbered 329 and in parallel with the developments in its activities. The Bank had become a development and investment bank that provides financing support to companies in tourism sector as well as trade sector by taking over T.C. Turizm Bankası A.Ş. with all of its assets and liabilities with the decision of Supreme Planning Council dated 20 January 1989 and numbered 89/T-2. Also with the Decree Law numbered 401 dated 12 February 1990, some of the articles related to the Bank status were changed.

With the Law dated 14 October 1999 and numbered 4456, Decree Law numbered 13, 165, 329 and 401 were revoked and the establishment and operating principles of the Parent Bank were rearranged.

Türkiye Kalkınma ve Yatırım Bankası A.Ş. Law dated 24 October 2018 and numbered 7147 was abolished and the Law dated 14 October 1999 and numbered 4456 was revoked. The Parent Bank’s name was changed to Türkiye Kalkınma ve Yatırım Bankası A.Ş with the law numbered 7147.

II. Capital Structure of the Parent Bank, Shareholders that Retain Direct or Indirect Control and Management of the Bank Solely or Together, Changes about These Issues During the Year and Disclosures about the Group:

The capital ceiling of the Parent Bank which is subject to registered capital system is TL 10.000.000. The issued capital within the registered capital is TL 2.500.000 (The Parent Bank’s capital consists of 250 billion shares with par value of TL 0,01 each), and the shareholders and their shares in the issued capital are shown below:

Shareholders	Share Amount (Thousand TL)	Share (%)	Paid-in Capital (Thousand TL)	Unpaid Capital (Thousand TL)
Republic of Turkey				
Ministry of Treasury and Finance	2.477.038	99,08	2.477.038	-
Other Shareholders ^(*)	22.962	0,92	22.962	-
Total	2.500.000	100,00	2.500.000	-

^(*) Includes all institutions and individuals and shares of these shareholders are traded in Borsa İstanbul. Therefore, number of shareholders can’t be known.

SECTION ONE (Continued)

GENERAL INFORMATION (Continued)

III. Explanations Regarding the Parent Bank's Chairman and Members of Board of Directors, Audit Committee Members, Chief Executive Officer and Executive Vice Presidents and Their Shares Attributable to the Parent Bank, if any:

Chairman and Members of the Board of Directors:

Name Surname	Duty	Assignment Date	Education Level	Experience in Banking Sector (Years)
Dr. Raci KAYA	Chairman of the Board	09.11.2020	Doctorate	33
Ömer KARADEMİR	Deputy Chairman of the Board	25.03.2022	Master's Degree	17
İbrahim H. ÖZTOP	CEO and Board Member	13.12.2018	Master's Degree	27
Salim Can KARAŞIKLI (*)	Board Member	13.12.2018	Bachelor's Degree	28
Dr. Turgay GEÇER	Board Member	27.05.2019	Doctorate	31
Erdal ERDEM	Board Member	10.07.2020	Bachelor's Degree	27
Onur GÖK	Board Member	21.06.2022	Master's Degree	12

(*) Member of the Board of Directors Salim Can Karaşıklı resigned from his duty as a member of the Board of Directors as of 31 March 2023.

General Manager, Executive Vice Presidents:

Name Surname	Duty	Assignment Date	Education Level	Experience in Banking Sector (Years)
İbrahim H. ÖZTOP	General Manager / Information Security, Legal Affairs, CEO and Board of Directors Office Services and all other areas	16.08.2018	Master's Degree	27
Satı BALCI	EVP / Subsidiaries and Corporate Relations, Loan Operations, Treasury and Capital Markets Operations, Turkey Development Fund	07.11.2017	Bachelor's Degree	34
Seçil KIZILKAYA YILDIZ	EVP / Financial Analysis and Valuation, Engineering, Economic Research, Sectoral Research, Mergers and Acquisition Advisory, Capital Markets Advisory, Financial Advisory, Corporate Communications, Sustainability and Environmental Social Impact Management	08.03.2019	Bachelor's Degree	24
Emine Özlem CİNEMRE	EVP / Treasury, Financial Institutions, Development Finance Institutions, Development Cooperation and Wholesale Banking	20.05.2019	Bachelor's Degree	36
Ali YUNUSLAR	EVP / IT Application Development, IT System and Infrastructure, Enterprise Architecture and Project Management	08.02.2022	Master's Degree	22
Yeşim ŞİMŞEK	EVP / Corporate Banking and Project Finance, Corporate Banking Sales, Corporate Banking Sales 2	06.06.2022	Bachelor's Degree	32
Muzaffer Gökhan SONGÜL	EVP / Loan Allocation, Loan Monitoring	05.09.2022	Master's Degree	19
Nuri Yasin KÜLAHÇI	EVP / Human Resources, Support Services, Financial Affairs, Strategy and Organization, Budget and Cost Management	18.10.2022	Master's Degree	17

SECTION ONE (Continued)

GENERAL INFORMATION (Continued)

III. Explanations Regarding the Parent Bank's Chairman and Members of Board of Directors, Audit Committee Members, Chief Executive Officer and Executive Vice Presidents and Their Shares Attributable to the Parent Bank, if any (Continued):

Chief Internal Inspector:

Name Surname	Duty	Assignment Date	Education Level	Experience in Banking Sector (Years)
Dr. Kaan Ramazan ÇAKALI	Chief Internal Inspector	27.05.2019	Doctorate	20

Executives mentioned above do not own any shares of the Parent Bank in the part which is not publicly traded.

IV. Information About Persons and Institutions that Have Qualified Shares Attributable to the Parent Bank:

Republic of Turkey Ministry of Treasury and Finance owns 99,08% of the shares of the Parent Bank.

V. Summary of Functions and Lines of Activities of the Parent Bank:

As an investment and development bank of Türkiye Kalkınma ve Yatırım Bankası A.Ş.'s operating areas are supporting investments and projects for sustainable growth, ensuring the efficient use of capital and fund resources, financing domestic, international and international joint investments, and profit partnership or lease-based loan transactions by using modern development and investment banking tools in line with our country's development goals, to ensure that all development and investment banking functions can be performed in a competitive, dynamic and effective manner.

VI. Information on Application Differences Between Consolidation Practices as per the Regulation on Preparation of Consolidated Financial Statements of Banks and the Turkish Accounting Standards, and Entities Subject to Full or Proportional Consolidation or Deducted From Equity or Not Subject to Any of These Three Methods:

Since Kalkınma Yatırım Menkul Değerler A.Ş. which is the subsidiary of the Bank is in liquidation process, the Bank has lost control over its subsidiary in accordance with the related provisions of TAS and TFRS and net investment value of Kalkınma Yatırım Menkul Değerler A.Ş. in liquidation has been reclassified to financial assets measured at fair value through other comprehensive income.

The Parent Bank has participated 100% in Kalkınma Yatırım Varlık Kiralama Anonim Şirketi established on 28 May 2020 with a nominal capital of TL 50 and a 100% participation in the Kalkınma Girişim Sermayesi Portföy Yönetimi Anonim Şirketi established on 17 November 2020 with a nominal capital of TL 1.800.

In accordance with the Communiqué on the Preparation of Consolidated Financial Statements of Banks and the Turkish Accounting Standards, Kalkınma Girişim Sermayesi Portföy Yönetimi Anonim Şirketi and Kalkınma Yatırım Varlık Kiralama Anonim Şirketi are consolidated in the consolidated financial statements by full consolidation method.

According to the Paragraph 4th of Article 6th of Law dated 24 October 2018 and numbered 7147 about Türkiye Kalkınma ve Yatırım Bankası A.Ş., the Bank is not subject to the provisions of the Consolidated Audit and Consolidated Financial Reporting in Banking Law No. 5411 and in the relevant legislation due to its shares in Türkiye Kalkınma Fonu of which the Bank is the founder.

Since the Parent Bank's associates are not financial institutions, they are not consolidated using the equity method in the consolidated financial statements within the scope of the Communiqué on the Preparation of Consolidated Financial Statements of Banks.

VII. Current or Likely Actual or Legal Barriers to Immediate Transfer of Equity or Repayment of Debts Between the Bank and Its Subsidiaries:

As explained above, Kalkınma Yatırım Menkul Değerler A.Ş. is in liquidation process, and transfer of equity is expected to be made at the end of the liquidation process.

SECTION TWO

CONSOLIDATED FINANCIAL STATEMENTS

- I.** Consolidated Balance Sheet (Statement of Financial Position)
- II.** Consolidated Statement of Off-Balance Sheet Accounts
- III.** Consolidated Statement of Profit or Loss
- IV.** Consolidated Statement of Profit or Loss and Other Comprehensive Income
- V.** Consolidated Statement of Changes in Shareholders' Equity
- VI.** Consolidated Statement of Cash Flows

TÜRKİYE KALKINMA VE YATIRIM BANKASI A.Ş.
Consolidated Balance Sheet (Statement of Financial Position) as of 31 March 2023
(Thousands of Turkish Lira (TL) unless otherwise stated)

I. CONSOLIDATED BALANCE SHEET (STATEMENT OF FINANCIAL POSITION)	Notes (Section Five I)	Reviewed Current Period 31 March 2023			Audited Prior Period 31 December 2022		
ASSETS		TL	FC	TOTAL	TL	FC	TOTAL
I. FINANCIAL ASSETS (NET)	(1)	21.616.353	6.598.879	28.215.232	18.032.209	6.310.761	24.342.970
1.1 Cash and Cash Equivalents		18.770.266	886.284	19.656.550	14.388.909	986.195	15.375.104
1.1.1 Cash and Balances with Central Bank		1.364	-	1.364	835	-	835
1.1.2 Banks		8.359.600	886.284	9.245.884	7.771.810	986.195	8.758.005
1.1.3 Money Markets		10.430.919	-	10.430.919	6.634.417	-	6.634.417
1.1.4 Expected Credit Loss (-)		(21.617)	-	(21.617)	(18.153)	-	(18.153)
1.2 Financial Assets Measured at Fair Value Through Profit or Loss		174.892	160.790	335.682	132.363	157.466	289.829
1.2.1 Government Securities		-	-	-	-	-	-
1.2.2 Equity Securities		174.892	160.790	335.682	132.363	157.466	289.829
1.2.3 Other Financial Assets		-	-	-	-	-	-
1.3 Financial Assets Measured at Fair Value Through Other Comprehensive Income		2.590.614	5.551.805	8.142.419	3.479.843	5.167.100	8.646.943
1.3.1 Government Securities		1.611.753	4.022.827	5.634.580	2.346.094	3.580.286	5.926.380
1.3.2 Equity Securities		17.533	-	17.533	17.174	-	17.174
1.3.3 Other Financial Assets		961.328	1.528.978	2.490.306	1.116.575	1.586.814	2.703.389
1.4 Derivative Financial Assets		80.581	-	80.581	31.094	-	31.094
1.4.1 Derivative Financial Assets Measured at Fair Value Through Profit or Loss		80.581	-	80.581	31.094	-	31.094
1.4.2 Derivative Financial Assets Measured at Fair Value Through Other Comprehensive Income		-	-	-	-	-	-
II. FINANCIAL ASSETS MEASURED AT AMORTISED COST (NET)	(2)	17.740.740	56.324.985	74.065.725	13.018.947	53.876.990	66.895.937
2.1 Loans		14.601.436	52.048.678	66.650.114	10.460.592	49.879.703	60.340.295
2.2 Lease Receivables		-	-	-	1	-	1
2.3 Factoring Receivables		-	-	-	-	-	-
2.4 Other Financial Assets Measured at Amortised Cost		4.307.379	4.276.307	8.583.686	3.667.974	3.997.287	7.665.261
2.4.1 Government Securities		4.091.530	4.276.307	8.367.837	3.564.936	3.997.287	7.562.223
2.4.2 Other Financial Assets		215.849	-	215.849	103.038	-	103.038
2.5 Expected Credit Loss (-)		(1.168.075)	-	(1.168.075)	(1.109.620)	-	(1.109.620)
III. ASSETS HELD FOR SALE AND ASSETS OF DISCONTINUED OPERATIONS (Net)	(3)	-	-	-	-	-	-
3.1 Held for Sale Purpose		-	-	-	-	-	-
3.2 Related to Discontinued Operations		-	-	-	-	-	-
IV. EQUITY INVESTMENTS	(4)	10.586	-	10.586	10.586	-	10.586
4.1 Associates (Net)		10.586	-	10.586	10.586	-	10.586
4.1.1 Associates Accounted Based on Equity Method		-	-	-	-	-	-
4.1.2 Unconsolidated Financial Subsidiaries		10.586	-	10.586	10.586	-	10.586
4.2 Subsidiaries (Net)		-	-	-	-	-	-
4.2.1 Unconsolidated Financial Subsidiaries		-	-	-	-	-	-
4.2.2 Unconsolidated Non-Financial Subsidiaries		-	-	-	-	-	-
4.3 Joint Ventures (Net)		-	-	-	-	-	-
4.3.1 Joint Ventures Accounted Based on Equity Method		-	-	-	-	-	-
4.3.2 Unconsolidated Joint Ventures		-	-	-	-	-	-
V. TANGIBLE ASSETS (Net)	(6)	84.775	-	84.775	89.436	-	89.436
VI. INTANGIBLE ASSETS (Net)	(7)	20.479	-	20.479	21.673	-	21.673
6.1 Goodwill		-	-	-	-	-	-
6.2 Other		20.479	-	20.479	21.673	-	21.673
VII. INVESTMENT PROPERTY (Net)	(8)	-	-	-	-	-	-
VIII. CURRENT TAX ASSET	(9)	-	-	-	-	-	-
IX. DEFERRED TAX ASSET	(10)	176.558	-	176.558	169.179	-	169.179
X. OTHER ASSETS	(11)	48.606	105.846	154.452	51.637	118.378	170.015
TOTAL ASSETS		39.698.097	63.029.710	102.727.807	31.393.667	60.306.129	91.699.796

The accompanying explanations and notes form an integral part of these financial statements

TÜRKİYE KALKINMA VE YATIRIM BANKASI A.Ş.
Consolidated Balance Sheet (Statement of Financial Position) as of 31 March 2023
(Thousands of Turkish Lira (TL) unless otherwise stated)

I. CONSOLIDATED BALANCE SHEET (STATEMENT OF FINANCIAL POSITION)	Notes (Section Five II)	Reviewed Current Period 31 March 2023			Audited Prior Period 31 December 2022		
LIABILITIES		TL	FC	TOTAL	TL	FC	TOTAL
I. DEPOSITS	(1)	-	-	-	-	-	-
II. FUNDS BORROWED	(2)	13.098.846	58.094.610	71.193.456	8.959.064	54.380.664	63.339.728
III. MONEY MARKET FUNDS	(3)	2.655.858	-	2.655.858	2.945.163	-	2.945.163
IV. SECURITIES ISSUED (Net)	(4)	215.812	2.093.466	2.309.278	103.023	2.018.433	2.121.456
4.1 Bills		-	-	-	-	-	-
4.2 Asset Backed Securities		215.812	-	215.812	103.023	-	103.023
4.3 Bonds		-	2.093.466	2.093.466	-	2.018.433	2.018.433
V. FUNDS	(5)	7.762.603	2.165.925	9.928.528	6.158.015	2.260.810	8.418.825
5.1 Borrower Funds		2.683.181	1.545.300	4.228.481	1.626.575	1.425.057	3.051.632
5.2 Other		5.079.422	620.625	5.700.047	4.531.440	835.753	5.367.193
VI. FINANCIAL LIABILITIES AT FAIR VALUE THROUGH PROFIT OR LOSS	(6)	-	-	-	-	-	-
VII. DERIVATIVE FINANCIAL LIABILITIES	(7)	38.928	-	38.928	11.157	-	11.157
7.1 Derivative Financial Liabilities at Fair Value Through Profit or Loss		38.928	-	38.928	11.157	-	11.157
7.2 Derivative Financial Liabilities at Fair Value Through Other Comprehensive Income		-	-	-	-	-	-
VIII. FACTORING LIABILITIES	(8)	-	-	-	-	-	-
IX. LEASE LIABILITIES (Net)	(9)	24.297	-	24.297	24.161	-	24.161
X. PROVISIONS	(11)	175.272	-	175.272	165.756	-	165.756
10.1 Restructuring Provisions		-	-	-	-	-	-
10.2 Reserve for Employee Benefits		119.722	-	119.722	113.806	-	113.806
10.3 Insurance Technical Provisions (Net)		-	-	-	-	-	-
10.4 Other Provisions		55.550	-	55.550	51.950	-	51.950
XI. CURRENT TAX LIABILITY	(12)	512.814	-	512.814	287.483	-	287.483
XII. DEFERRED TAX LIABILITY	(13)	-	-	-	-	-	-
LIABILITIES FOR PROPERTY AND EQUIPMENT HELD FOR SALE AND RELATED TO DISCONTINUED OPERATIONS (Net)	(14)	-	-	-	-	-	-
13.1 Held for Sale Purpose		-	-	-	-	-	-
13.2 Related to Discontinued Operations		-	-	-	-	-	-
XIV. SUBORDINATED DEBT INSTRUMENTS	(15)	2.554.670	4.919.465	7.474.135	2.301.046	4.646.290	6.947.336
14.1 Borrowings		2.554.670	4.919.465	7.474.135	2.301.046	4.646.290	6.947.336
14.2 Other Debt Instruments		-	-	-	-	-	-
XV. OTHER LIABILITIES	(16)	374.817	531.073	905.890	268.447	316.544	584.991
XVI. SHAREHOLDERS' EQUITY	(17)	7.525.093	(15.742)	7.509.351	6.865.659	(11.919)	6.853.740
16.1 Paid-in capital		2.500.000	-	2.500.000	2.500.000	-	2.500.000
16.2 Capital Reserves		210.112	-	210.112	210.112	-	210.112
16.2.1 Share Premium		4.038	-	4.038	4.038	-	4.038
16.2.2 Share Cancellation Profits		-	-	-	-	-	-
16.2.3 Other Capital Reserves		206.074	-	206.074	206.074	-	206.074
16.3 Accumulated Other Comprehensive Income or Loss that will not be Reclassified to Profit or Loss		(506)	-	(506)	(506)	-	(506)
16.4 Accumulated Other Comprehensive Income or Loss that will be Reclassified to Profit or Loss		175.936	(15.742)	160.194	176.527	(11.919)	164.608
16.5 Profit Reserves		2.278.404	-	2.278.404	2.277.957	-	2.277.957
16.5.1 Legal Reserves		135.870	-	135.870	135.423	-	135.423
16.5.2 Status Reserves		-	-	-	-	-	-
16.5.3 Extraordinary Reserves		2.088.274	-	2.088.274	2.088.274	-	2.088.274
16.5.4 Other Profit Reserves		54.260	-	54.260	54.260	-	54.260
16.6 Profit or (Loss)		2.361.147	-	2.361.147	1.701.569	-	1.701.569
16.6.1 Prior Periods' Profit or (Loss)		1.701.094	-	1.701.094	1.171	-	1.171
16.6.2 Current Period Profit or (Loss)		660.053	-	660.053	1.700.398	-	1.700.398
16.7 Minority Shares		-	-	-	-	-	-
TOTAL LIABILITIES		34.939.010	67.788.797	102.727.807	28.088.974	63.610.822	91.699.796

The accompanying explanations and notes form an integral part of these financial statements.

TÜRKİYE KALKINMA VE YATIRIM BANKASI A.Ş.
Consolidated Statement of Off-Balance Sheet as of 31 March 2023
(Thousands of Turkish Lira (TL) unless otherwise stated)

II.	CONSOLIDATED STATEMENT OF OFF-BALANCE SHEET ACCOUNTS	Note (Section Five III)	Reviewed Current Period 31 March 2023			Audited Prior Period 31 December 2022		
			TL	FC	Total	TL	FC	Total
A.	OFF-BALANCE SHEET COMMITMENTS (I+II+III)		16.397.137	24.247.766	40.644.903	15.895.680	24.864.825	40.760.505
I.	GUARANTEES AND WARRANTIES	(1)	77.456	3.021.685	3.099.141	72.418	2.969.043	3.041.461
1.1	Letters of Guarantee		77.456	2.444.627	2.522.083	72.418	2.408.778	2.481.196
1.1.1	Guarantees Subject to State Tender Law		-	-	-	-	-	-
1.1.2	Guarantees Given for Foreign Trade Operations		1	-	1	1	-	1
1.1.3	Other Letters of Guarantee		77.455	2.444.627	2.522.082	72.417	2.408.778	2.481.195
1.2	Bank Acceptances		-	-	-	-	-	-
1.2.1	Import Letter of Acceptance		-	-	-	-	-	-
1.2.2	Other Bank Acceptances		-	-	-	-	-	-
1.3	Letters of Credit		-	124.618	124.618	-	118.700	118.700
1.3.1	Documentary Letters of Credit		-	124.618	124.618	-	118.700	118.700
1.3.2	Other Letters of Credit		-	-	-	-	-	-
1.4	Prefinancing Given as Guarantee		-	-	-	-	-	-
1.5	Endorsements		-	-	-	-	-	-
1.5.1	Endorsements to the Central Bank of the Republic of Turkey		-	-	-	-	-	-
1.5.2	Other Endorsements		-	-	-	-	-	-
1.6	Purchase Guarantees on Marketable Security Issuance		-	-	-	-	-	-
1.7	Factoring Guarantees		-	-	-	-	-	-
1.8	Other Guarantees		-	452.440	452.440	-	441.565	441.565
1.9	Other Collaterals		-	-	-	-	-	-
II.	COMMITMENTS	(1,3)	4.412.862	8.198.218	12.611.080	4.274.782	8.176.009	12.450.791
2.1	Irrevocable Commitments		804.772	935.423	1.740.195	376.782	291.108	667.890
2.1.1	Asset Purchase and Sale Commitments		469.449	929.117	1.398.566	248.875	285.102	533.977
2.1.2	Deposit Purchase and Sales Commitments		-	-	-	-	-	-
2.1.3	Share Capital Commitments to Associates and Subsidiaries		-	-	-	-	-	-
2.1.4	Loan Granting Commitments		-	-	-	-	-	-
2.1.5	Securities Issue Brokerage Commitments		-	-	-	-	-	-
2.1.6	Commitments for Reserve Deposit Requirements		-	-	-	-	-	-
2.1.7	Commitments for Cheques		-	-	-	-	-	-
2.1.8	Tax and Fund Liabilities from Export Commitments		-	-	-	-	-	-
2.1.9	Commitments for Credit Card Limits		-	-	-	-	-	-
2.1.10	Commitments for Credit Cards and Banking Services Promotions		-	-	-	-	-	-
2.1.11	Receivables from Short Sale Commitments of Marketable Securities		-	-	-	-	-	-
2.1.12	Payables for Short Sale Commitments of Marketable Securities		-	-	-	-	-	-
2.1.13	Other Irrevocable Commitments		335.323	6.306	341.629	127.907	6.006	133.913
2.2	Revocable Commitments		3.608.090	7.262.795	10.870.885	3.898.000	7.884.901	11.782.901
2.2.1	Revocable Loan Granting Commitments		3.608.090	7.262.795	10.870.885	3.898.000	7.884.901	11.782.901
2.2.2	Other Revocable Commitments		-	-	-	-	-	-
III.	DERIVATIVE FINANCIAL INSTRUMENTS	(2)	11.906.819	13.027.863	24.934.682	11.548.480	13.719.773	25.268.253
3.1	Hedging Derivative Financial Instruments		-	-	-	-	-	-
3.1.1	Transactions for Fair Value Hedge		-	-	-	-	-	-
3.1.2	Transactions for Cash Flow Hedge		-	-	-	-	-	-
3.1.3	Transactions for Foreign Net Investment Hedge		-	-	-	-	-	-
3.2	Trading Transactions		11.906.819	13.027.863	24.934.682	11.548.480	13.719.773	25.268.253
3.2.1	Forward Foreign Currency Buy/Sell Transactions		-	-	-	-	-	-
3.2.1.1	Forward Foreign Currency Transactions-Buy		-	-	-	-	-	-
3.2.1.2	Forward Foreign Currency Transactions-Sell		-	-	-	-	-	-
3.2.2	Swap Transactions Related to Foreign Currency and Interest Rates		11.906.819	13.027.863	24.934.682	11.548.480	13.719.773	25.268.253
3.2.2.1	Foreign Currency Swap-Buy		3.521.778	8.959.676	12.481.454	4.004.626	8.635.097	12.639.723
3.2.2.2	Foreign Currency Swap-Sell		8.385.041	4.068.187	12.453.228	7.543.854	5.084.676	12.628.530
3.2.2.3	Interest Rate Swap-Buy		-	-	-	-	-	-
3.2.2.4	Interest Rate Swap-Sell		-	-	-	-	-	-
3.2.3	Foreign Currency, Interest rate and Securities Options		-	-	-	-	-	-
3.2.3.1	Foreign Currency Options-Buy		-	-	-	-	-	-
3.2.3.2	Foreign Currency Options-Sell		-	-	-	-	-	-
3.2.3.3	Interest Rate Options-Buy		-	-	-	-	-	-
3.2.3.4	Interest Rate Options-Sell		-	-	-	-	-	-
3.2.3.5	Securities Options-Buy		-	-	-	-	-	-
3.2.3.6	Securities Options-Sell		-	-	-	-	-	-
3.2.4	Foreign Currency Futures		-	-	-	-	-	-
3.2.4.1	Foreign Currency Futures-Buy		-	-	-	-	-	-
3.2.4.2	Foreign Currency Futures-Sell		-	-	-	-	-	-
3.2.5	Interest Rate Futures		-	-	-	-	-	-
3.2.5.1	Interest Rate Futures-Buy		-	-	-	-	-	-
3.2.5.2	Interest Rate Futures-Sell		-	-	-	-	-	-
3.2.6	Other		-	-	-	-	-	-
B.	CUSTODY AND PLEDGES RECEIVED (IV+V+VI)		48.504.927	156.932.789	205.437.716	34.846.478	138.878.523	173.725.001
IV.	ITEMS HELD IN CUSTODY		72.106	-	72.106	145.502	-	145.502
4.1	Customer Fund and Portfolio Balances		-	-	-	-	-	-
4.2	Investment Securities Held in Custody		72.106	-	72.106	145.502	-	145.502
4.3	Checks Received for Collection		-	-	-	-	-	-
4.4	Commercial Notes Received for Collection		-	-	-	-	-	-
4.5	Other Assets Received for Collection		-	-	-	-	-	-
4.6	Assets Received for Public Offering		-	-	-	-	-	-
4.7	Other Items Under Custody		-	-	-	-	-	-
4.8	Custodians		-	-	-	-	-	-
V.	PLEDGES RECEIVED		48.432.821	156.932.789	205.365.610	34.700.976	138.878.523	173.579.499
5.1	Marketable Securities		15.651.736	-	15.651.736	14.456.671	-	14.456.671
5.2	Guarantee Notes		23.802	8.672.261	8.696.063	23.802	8.409.098	8.432.900
5.3	Commodity		-	-	-	-	-	-
5.4	Warranty		-	-	-	-	-	-
5.5	Immovable		29.332.470	129.071.328	158.403.798	18.515.370	112.182.375	130.697.745
5.6	Other Pledged Items		3.286.615	15.488.379	18.774.994	1.552.935	14.503.877	16.056.812
5.7	Pledged Items-Depository		138.198	3.700.821	3.839.019	152.198	3.783.173	3.935.371
VI.	ACCEPTED INDEPENDENT GUARANTEES AND WARRANTIES		-	-	-	-	-	-
TOTAL OFF-BALANCE SHEET COMMITMENTS (A+B)			64.902.064	181.180.555	246.082.619	50.742.158	163.743.348	214.485.506

The accompanying explanations and notes form an integral part of these consolidated financial statements.

TÜRKİYE KALKINMA VE YATIRIM BANKASI A.Ş.
Consolidated Statement of Profit or Loss for the Period Ended 31 March 2023
(Thousands of Turkish Lira (TL) unless otherwise stated)

III. CONSOLIDATED STATEMENT OF PROFIT OR LOSS		Reviewed	
INCOME AND EXPENSE ITEMS	Note (Section Five IV)	Current Period	Prior Period
		1 January- 31 March 2023	1 January- 31 March 2022
I. INTEREST INCOME	(1)	2.616.151	1.057.407
1.1 Interest on Loans		1.224.379	517.047
1.2 Interest on Reserve Requirements		-	-
1.3 Interest on Banks		504.961	153.397
1.4 Interest on Money Market Transactions		226.546	37.985
1.5 Interest on Marketable Securities Portfolio		660.194	347.660
1.5.1 Fair Value Through Profit or Loss		-	-
1.5.2 Fair Value Through Other Comprehensive Income		245.899	148.526
1.5.3 Measured at Amortised Cost		414.295	199.134
1.6 Financial Lease Income		-	-
1.7 Other Interest Income		71	1.318
II. INTEREST EXPENSE (-)	(2)	(1.426.390)	(452.943)
2.1 Interest on Deposits		-	-
2.2 Interest on Funds Borrowed		(1.225.910)	(418.113)
2.3 Interest Expense on Money Market Transactions		(65.007)	(24.151)
2.4 Interest on Securities Issued		(27.890)	-
2.5 Measured at Amortised Expense		(838)	(575)
2.6 Other Interest Expenses		(106.745)	(10.104)
III. NET INTEREST INCOME (I - II)		1.189.761	604.464
IV. NET FEES AND COMMISSIONS INCOME		18.961	13.310
4.1 Fees and Commissions Received		43.553	18.811
4.1.1 Non-cash Loans		20.003	7.180
4.1.2 Other	(12)	23.550	11.631
4.2 Fees and Commissions Paid		(24.592)	(5.501)
4.2.1 Non-cash Loans		-	-
4.2.2 Other	(12)	(24.592)	(5.501)
V. DIVIDEND INCOME	(3)	-	-
VI. TRADING PROFIT / (LOSS) (Net)	(4)	20.509	(6.984)
6.1 Trading Gains / (Losses) on Securities		37.188	5.803
6.2 Gains / (Losses) on Derivative Financial Transactions		43.817	181.112
6.3 Foreign Exchange Gains / (Losses)		(60.496)	(193.899)
VII. OTHER OPERATING INCOME	(5)	28.706	57.663
VIII. GROSS OPERATING INCOME (III+IV+V+VI+VII)		1.257.937	668.453
IX. EXPECTED CREDIT LOSS (-)	(6)	(79.261)	(86.705)
X. OTHER PROVISION EXPENSE (-)	(6)	(47.181)	(43.581)
XI. PERSONNEL EXPENSE (-)		(102.009)	(44.753)
XII. OTHER OPERATING EXPENSES (-)	(7)	(157.018)	(20.350)
XIII. NET OPERATING INCOME/(LOSS) (VIII-IX-X-XI-XII)		872.468	473.064
XIV. EXCESS AMOUNT RECORDED AS INCOME AFTER MERGER		-	-
XV. INCOME/(LOSS) FROM INVESTMENTS IN SUBSIDIARIES CONSOLIDATED BASED ON EQUITY METHOD		-	-
XVI. INCOME/(LOSS) ON NET MONETARY POSITION		-	-
XVII. PROFIT/LOSS BEFORE TAX FROM CONTINUED OPERATIONS (XIII+...+XVI)	(8)	872.468	473.064
XVIII. TAX PROVISION FOR CONTINUED OPERATIONS (±)	(9)	(212.415)	(115.470)
18.1 Current Tax Provision		(218.324)	(154.596)
18.2 Deferred Tax Income Effect (+)		(7)	(71)
18.3 Deferred Tax Expense Effect (-)		5.916	39.197
XIX. CURRENT PERIOD PROFIT/LOSS FROM CONTINUED OPERATIONS (XVII±XVIII)	(10)	660.053	357.594
XX. INCOME FROM DISCONTINUED OPERATIONS		-	-
20.1 Income from Non-current Assets Held for Sale		-	-
20.2 Profit from Sales of Associates, Subsidiaries and Joint Ventures		-	-
20.3 Income from Other Discontinued Operations		-	-
XXI. EXPENSES FOR DISCONTINUED OPERATIONS (-)		-	-
21.1 Expenses for Non-current Assets Held for Sale		-	-
21.2 Loss from Sales of Associates, Subsidiaries and Joint Ventures		-	-
21.3 Expenses for Other Discontinued Operations		-	-
XXII. PROFIT/LOSS BEFORE TAX FROM DISCONTINUED OPERATIONS (XX-XXI)		-	-
XXIII. TAX PROVISION FOR DISCONTINUED OPERATIONS (±)		-	-
23.1 Current Tax Provision		-	-
23.2 Deferred Tax Expense Effect (+)		-	-
23.3 Deferred Tax Income Effect (-)		-	-
XXIV. CURRENT PERIOD PROFIT/LOSS FROM DISCONTINUED OPERATIONS (XXII±XXIII)		-	-
XXV. NET PROFIT/(LOSS) (XIX+XXIV)	(11)	660.053	357.594
25.1 Group Profit / Loss		660.053	357.594
25.2 Minority Shares Profit / Loss (-)	(13)	-	-
Earning/(Loss) per share (in TL full)		0,003	0,002

The accompanying explanations and notes form an integral part of these consolidated financial statements.

TÜRKİYE KALKINMA VE YATIRIM BANKASI A.Ş.
Consolidated Statement of Profit or Loss and Other Comprehensive Income
For the Period Ended 31 March 2023
(Thousands of Turkish Lira (TL) unless otherwise stated)

IV. CONSOLIDATED STATEMENT OF PROFIT OR LOSS AND OTHER COMPREHENSIVE INCOME	Reviewed Current Period 1 January- 31 March 2023	Reviewed Prior Period 1 January- 31 March 2022
I. CURRENT PERIOD PROFIT/LOSS	660.053	357.594
II. OTHER COMPREHENSIVE INCOME	(4.414)	80.326
2.1 Not Reclassified to Profit or Loss	-	-
2.1.1 Property and Equipment Revaluation Increase/Decrease	-	-
2.1.2 Intangible Assets Revaluation Increase/Decrease	-	-
2.1.3 Defined Benefit Pension Plan Remeasurement Gain/Loss	-	-
2.1.4 Other Comprehensive Income Items Not Reclassified Through Profit or Loss	-	-
2.1.5 Tax Related Other Comprehensive Income Items Not Reclassified Through Profit or Loss	-	-
2.2 Reclassified to Profit or Loss	(4.414)	80.326
2.2.1 Foreign Currency Translation Differences	-	-
2.2.2 Valuation and/or Reclassification Income/Expense of the Financial Assets at Fair Value through Other Comprehensive Income	(5.885)	113.285
2.2.3 Cash Flow Hedge Income/Loss	-	-
2.2.4 Foreign Net Investment Hedge Income/Loss	-	-
2.2.5 Other Comprehensive Income Items Reclassified Through Profit or Losses	-	-
2.2.6 Tax Related Other Comprehensive Income Items Reclassified Through Profit or Loss	1.471	(32.959)
III. TOTAL COMPREHENSIVE INCOME (I+II)	655.639	437.920

The accompanying explanations and notes form an integral part of these consolidated financial statements.

TÜRKİYE KALKINMA VE YATIRIM BANKASI A.Ş.
Consolidated Statement of Changes in Shareholders' Equity for the Period Ended 31 March 2023

(Thousands of Turkish Lira (TL) unless otherwise stated)

V. CONSOLIDATED STATEMENT OF CHANGES IN SHAREHOLDERS' EQUITY		Paid-in Capital	Share Premium	Share Certificate Cancel Profits	Other Capital Reserves							Profit Reserves	Prior Period Net Income (Loss)	Current Period Net Income (Loss)	Total Equity Excluding Minority Shares	Minority Shares	Total Equity
						Other Comprehensive Income/Expense Items not to be Reclassified to Profit or Loss			Other Comprehensive Income/Expense Items to be Reclassified to Profit or Loss								
						1	2	3	4	5	6						
Prior Period 31 March 2022																	
I.	Balance at the beginning of the period	2.000.000	3.747	-	206.074	-	(998)	-	-	(23.259)	-	1.463.876	816.197	-	4.465.637	-	4.465.637
II.	Adjustment in accordance with TAS 8	-	-	-	-	-	-	-	-	-	-	-	-	-	-	-	-
2.1	Effect of adjustment	-	-	-	-	-	-	-	-	-	-	-	-	-	-	-	-
2.2	Effect of changes in accounting policies	-	-	-	-	-	-	-	-	-	-	-	-	-	-	-	-
III.	New balance (I+II)	2.000.000	3.747	-	206.074	-	(998)	-	-	(23.259)	-	1.463.876	816.197	-	4.465.637	-	4.465.637
IV.	Total comprehensive income (loss)	-	-	-	-	-	-	-	-	80.326	-	-	-	357.594	437.920	-	437.920
V.	Capital increase in cash	-	-	-	-	-	-	-	-	-	-	-	-	-	-	-	-
VI.	Capital increase through internal reserves	-	-	-	-	-	-	-	-	-	-	-	-	-	-	-	-
VII.	Issued capital inflation adjustment difference	-	-	-	-	-	-	-	-	-	-	-	-	-	-	-	-
VIII.	Convertible bonds	-	-	-	-	-	-	-	-	-	-	-	-	-	-	-	-
IX.	Subordinated debt	-	-	-	-	-	-	-	-	-	-	-	-	-	-	-	-
X.	Increase (decrease) through other changes, equity	-	-	-	-	-	-	-	-	-	-	21	-	21	-	-	21
XI.	Profit distribution	-	-	-	-	-	-	-	-	-	-	814.047	(814.047)	-	-	-	-
11.1	Dividends distributed	-	-	-	-	-	-	-	-	-	-	-	-	-	-	-	-
11.2	Transfers to legal reserves	-	-	-	-	-	-	-	-	-	-	814.047	(814.047)	-	-	-	-
11.3	Other	-	-	-	-	-	-	-	-	-	-	-	-	-	-	-	-
Balances (III+IV+.....+X+XI)		2.000.000	3.747	-	206.074	-	(998)	-	-	57.067	-	2.277.923	2.171	357.594	4.903.578	-	4.903.578
Current Period 31 March 2023																	
I.	Balance at the beginning of the period	2.500.000	4.038	-	206.074	-	(506)	-	-	163.141	1.467	2.277.957	1.701.569	-	6.853.740	-	6.853.740
II.	Adjustment in accordance with TAS 8	-	-	-	-	-	-	-	-	-	-	-	-	-	-	-	-
2.1	Effect of adjustment	-	-	-	-	-	-	-	-	-	-	-	-	-	-	-	-
2.2	Effect of changes in accounting policies	-	-	-	-	-	-	-	-	-	-	-	-	-	-	-	-
III.	New balance (I+II)	2.500.000	4.038	-	206.074	-	(506)	-	-	163.141	1.467	2.277.957	1.701.569	-	6.853.740	-	6.853.740
IV.	Total comprehensive income (loss)	-	-	-	-	-	-	-	-	(4.414)	-	-	-	660.053	655.639	-	655.639
V.	Capital increase in cash	-	-	-	-	-	-	-	-	-	-	-	-	-	-	-	-
VI.	Capital increase through internal reserves	-	-	-	-	-	-	-	-	-	-	-	-	-	-	-	-
VII.	Issued capital inflation adjustment difference	-	-	-	-	-	-	-	-	-	-	-	-	-	-	-	-
VIII.	Convertible bonds	-	-	-	-	-	-	-	-	-	-	-	-	-	-	-	-
IX.	Subordinated debt	-	-	-	-	-	-	-	-	-	-	-	-	-	-	-	-
X.	Increase (decrease) through other changes, equity	-	-	-	-	-	-	-	-	-	-	-	(28)	-	(28)	-	(28)
XI.	Profit distribution	-	-	-	-	-	-	-	-	-	-	447	(447)	-	-	-	-
11.1	Dividends distributed	-	-	-	-	-	-	-	-	-	-	-	-	-	-	-	-
11.2	Transfers to legal reserves	-	-	-	-	-	-	-	-	-	-	447	(447)	-	-	-	-
11.3	Other	-	-	-	-	-	-	-	-	-	-	-	-	-	-	-	-
Balances (III+IV+.....+X+XI)		2.500.000	4.038	-	206.074	-	(506)	-	-	158.727	1.467	2.278.404	1.701.094	660.053	7.509.351	-	7.509.351

1. Tangible and Intangible Assets Revaluation Reserve,

2. Accumulated Gains / Losses on Remeasurements of Defined Benefit Plans,

3. Other (Other Comprehensive Income of Associates and Joint Ventures Accounted for Using Equity Method that will not be Reclassified to Profit or Loss and Other Accumulated Amounts of Other Comprehensive Income that will not be Reclassified to Profit or Loss),

4. Exchange Differences on Translation,

5. Accumulated gains (losses) due to revaluation and/or reclassification of financial assets measured at fair value through other comprehensive income,

6. Other (Accumulated Gains or Losses on Cash Flow Hedges, Other Comprehensive Income of Associates and Joint Ventures Accounted for Using Equity Method that will be Reclassified to Profit or Loss and Other Accumulated Amounts of Other Comprehensive Income that will be Reclassified to Profit or Loss).

The accompanying explanations and notes form an integral part of these consolidated financial statements.

TÜRKİYE KALKINMA VE YATIRIM BANKASI A.Ş.
Consolidated Statement of Cash Flows for the Period Ended 31 March 2023
(Thousands of Turkish Lira (TL) unless otherwise stated)

VI. CONSOLIDATED STATEMENT OF CASH FLOWS		
	Reviewed Current Period 1 January-31 March 2023	Reviewed Prior Period 1 January-31 March 2022
A. CASH FLOWS FROM BANKING OPERATIONS		
1.1 Operating Profit Before Changes in Operating Assets and Liabilities	634.282	138.997
1.1.1 Interest Received	2.047.643	729.669
1.1.2 Interest Paid	(970.630)	(279.404)
1.1.3 Dividend Received	-	-
1.1.4 Fees and Commissions Received	25.451	11.832
1.1.5 Other Income	42.508	40.908
1.1.6 Collections from Previously Written-off Loans and Other Receivables	8	6.034
1.1.7 Payments to Personnel and Service Suppliers	(139.051)	(46.974)
1.1.8 Taxes Paid	(9.741)	(16.133)
1.1.9 Other	(361.906)	(306.935)
1.2 Changes in Operating Assets and Liabilities	2.911.588	1.567.559
1.2.1 Net Increase/Decrease in Financial Assets at Fair Value Through Profit or Loss	(38.597)	(7.416)
1.2.2 Net (increase) / decrease in due from banks and other financial institutions	-	-
1.2.3 Net (increase) / decrease in loans	(4.383.078)	(1.832.101)
1.2.4 Net (increase) / decrease in other assets	24.969	(27.665)
1.2.5 Net increase / (decrease) in bank deposits	-	-
1.2.6 Net increase / (decrease) in other deposits	-	-
1.2.7 Net increase/ (decrease) in Financial Liabilities at Fair Value Through Profit or Loss	-	-
1.2.8 Net increase / (decrease) in funds borrowed	5.925.556	2.592.337
1.2.9 Net increase / (decrease) in payables	-	-
1.2.10 Net increase / (decrease) in other liabilities	1.382.738	842.404
I. Net Cash Provided from Banking Operations	3.545.870	1.706.556
B. CASH FLOWS FROM INVESTMENT ACTIVITIES		
II. Net Cash Provided from Investing Activities	461.532	(1.688.280)
2.1 Cash paid for acquisition of investments, associates and subsidiaries	-	-
2.2 Cash obtained from disposal of investments, associates and subsidiaries	-	-
2.3 Purchases of property and equipment	(5.145)	(10.399)
2.4 Disposals of property and equipment	21.084	16.016
2.5 Purchase of Financial Assets at Fair Value Through Other Comprehensive Income	(5.958.166)	(1.544.863)
2.6 Sale of Financial Assets at Fair Value Through Other Comprehensive Income	6.601.596	1.321.852
2.7 Purchase of Financial Assets Measured at Amortised Cost	(372.127)	(1.470.886)
2.8 Sale of Financial Assets Measured at Amortised Cost	174.641	-
2.9 Other	(351)	-
C. CASH FLOWS FROM FINANCING ACTIVITIES		
III. Net Cash Provided from Financing Activities	(4.279)	1.498.107
3.1 Cash Obtained from Funds Borrowed and Securities Issued	-	1.500.000
3.2 Cash Used for Repayment of Funds Borrowed and Securities Issued	-	-
3.3 Issued Equity Instruments	-	-
3.4 Dividends Paid	-	-
3.5 Payments for Finance Leases	(4.279)	(1.893)
3.6 Other	-	-
IV. Effect of Change in Foreign Exchange Rate on Cash and Cash Equivalents	248.688	150.347
V. Net Decrease/ Increase in Cash and Cash Equivalents (I+II+III+IV)	4.251.811	1.666.730
VI. Cash and Cash Equivalents at the Beginning of the Period	15.299.352	4.262.295
VII. Cash and Cash Equivalents at the End of the Period	19.551.163	5.929.025

The accompanying explanations and notes form an integral part of these consolidated financial statements.

SECTION THREE

ACCOUNTING POLICIES

I. Explanations on Basis of Presentation:

a. The preparation of financial statements and related notes according to Turkish Accounting Standards and Regulation on the Procedures and Principles for Accounting Practices and Retention of Documents by Banks:

As prescribed in the Article 37 of the Banking Act No. 5411, the Bank prepares its financial statements and underlying documents in accordance with the “Regulation on the Procedures and Principles for Accounting Practices and Retention of Documents by Banks” and other regulations, explanations and circulars on accounting and financial reporting principles announced by the Banking Regulation and Supervision Agency (“BRSA”) and Turkish Accounting Standards (“TAS”) and Turkish Financial Reporting Standards (“TFRS”) published by Public Oversight Accounting and Auditing Standards Authority (“POA”) except for matters regulated by BRSA legislation (together referred as “BRSA Accounting and Financial Reporting Legislation”).

In accordance with the “Communiqué Amending the Communiqué on Financial Statements to be Disclosed to Public by Banks and Explanations and Footnotes Thereof”, published in the Official Gazette numbered 30673, dated 1 February 2019, accompanying financial statements as of 31 March 2023 are aligned with latest financial statement format.

b. Changes in accounting policies and disclosures:

The amendments to TAS/TFRS, effective from 1 January 2023, do not have a significant impact on the Bank's accounting policies, financial position and performance. It has been evaluated that the amendments to TAS and TFRS, which have been published but not yet entered into force as of the finalization date of the financial statements, will not have a significant impact on the Bank's accounting policies, financial position and performance.

In the announcement dated 20 January 2022 made by the POA, it has been stated that companies applying TFRS will not need to make any adjustments in their financial statements within the scope of the TAS 29 Financial Reporting Standard in Hyperinflationary Economies. Since the POA did not make any new announcement, while preparing the financial statements as of 31 March 2023, no inflation adjustment was made according to TAS 29.

c. Other issues:

The tension between Russia and Ukraine since January 2022 turned into a crisis and a hot conflict as of the date of the report. The Bank does not carry out any activities in the two countries that are subject to the crisis. Considering the geographies in which the Bank operates, the crisis is not expected to have a direct impact on the Bank's operations. However, due to the uncertainty of the course of the crisis as of the report date, developments that may occur on a global scale and the possible reflections of these developments on the global and regional economy, the effects on the Bank's operations are closely monitored and taken into account with the best estimation approach in the preparation of the financial statements.

Due to the negativities caused by the Kahramanmaraş centered earthquakes on 6 February 2023, affecting many of our provinces and shocking our whole country, in accordance with the Official Gazette numbered 32098, dated Wednesday, 8 February 2023, state of emergency was declared in Adana, Adıyaman, Diyarbakır, Gaziantep, Hatay, Kahramanmaraş, Kilis, Malatya, Osmaniye and Şanlıurfa provinces for three months.

Developments related to the said natural disaster are closely monitored and their effects on the Bank's financial position and operations are followed by the Bank's Senior Management.

The estimated effect of the earthquake is included in the model in accordance with TFRS 9 Financial Instruments Standard and the calculated expected loan loss provisions are reflected in the financial statements dated 31 March 2023. The earthquake effect on the expected loan loss provisions is disclosed in Note X “Explanations on Impairment of Financial Assets”.

SECTION THREE (Continued)

ACCOUNTING POLICIES (Continued)

II. Basis of Valuation Used in the Preparation of Financial Statements:

Accounting policies for the preparation of consolidated financial statements and valuation principles used are applied in accordance with BRSA Accounting and Financial Reporting Legislation.

Those accounting policies and valuation principles are explained below notes through II - XXIII.

Except for the consolidated financial assets and liabilities carried at fair value, the consolidated financial statements have been prepared in thousand of Turkish Lira ("TL") under the historical cost.

III. Explanations on Utilization Strategy of Financial Instruments and Foreign Currency Transactions:

Most of the liabilities of the balance sheet of the Parent Bank consists of funds obtained from domestic and international markets. The majority of funds obtained domestically consists of funds provided by Central Bank of the Republic of Turkey, international institutions such as World Bank, Islamic Development Bank and German Development Bank via Republic of Turkey Ministry of Treasury and Finance and budget originated funds and the rest consists of funds provided through short-term money market transactions within the framework of balance sheet management. The Bank acts as an intermediary for those funds provided by the Republic of Turkey Ministry of Treasury and Finance to be utilized in various sectors. The funds obtained internationally consist of medium and long term loans borrowed from World Bank, European Investment Bank, Council of Europe Development Bank, Islamic Development Bank, Japan Bank for International Cooperation, Black Sea Trade and Development Bank, Industrial and Commercial Bank of China, Asian Infrastructure Investment Bank, German Development Bank, China Development Bank and the securities issued as allocated to French Development Agency.

During the utilization of the funds obtained, the Parent Bank pays attention for utilization of loans in line with borrowing conditions while taking assets-liability mismatch into account, and tries to avoid maturity, exchange rate and liquidity risks. Exchange rate risk, interest rate risk and liquidity risk are measured and monitored on a regular basis, necessary measures are taken as a result of changes in the market data and balance sheet management is performed within the predetermined risk limits and legal limits.

A non-speculative exchange rate position risk management is applied to limit the Parent Bank's exchange rate risk. For that reason, during the determination of the allocation of balance sheet and off-balance sheet assets according to currencies, foreign currency management policy is applied in the most effective way.

Commercial placements are directed to high-profit and low-risk assets by taking Parent Bank-specific and domestic economic expectations, market conditions, expectations and inclinations of loan customers, risks like interest, liquidity, exchange rate etc. into account, and safety policy is kept in the foreground for placement activities. Basic macro goals concerning balance sheet sizes are determined during budgeting and the transactions are carried out according to work programs prepared in this context.

The exchange rates, interest and price movements are closely monitored; transaction and control limits that are developed from the Parent Bank's previous experiences are based on when taking positions as well as legal limits. In this way, limit excesses are prevented.

During foreign currency transactions, procedures detailed below are applied.

- a. Foreign currency monetary assets and liabilities are translated to Turkish Lira (TL) with the buying exchange rates announced by the Parent Bank at the end of period and foreign exchange differences are accounted as foreign exchange gain or loss.
- b. There are no exchange rate differences capitalized as of the balance sheet date.
- c. Basic principles of exchange rate risk management policy: Decisions to avoid exchange rate and parity risks are taken by the Asset- Liability Committee that meets regularly. The decisions are in line with the models prepared in the context of the basic boundaries of Foreign Currency Net General Position/Shareholders' Equity Ratio which is included in legal requirements, and those decisions are carried out carefully. To avoid parity risk, foreign exchange position is managed by taking singular and general positions.
- d. Foreign currency transactions are calculated using the exchange rates prevailing at the dates of transactions and the profit/losses are included in the statement of profit or loss of the related period.

SECTION THREE (Continued)

ACCOUNTING POLICIES (Continued)

IV. Explanations on consolidated partnerships:

a. Consolidation principles applied:

Consolidated financial statements are prepared in accordance with the “Communiqué on the Preparation of Consolidated Financial Statements of Banks” and “TFRS - 10 Consolidated Financial Statements” published in the Official Gazette dated 8 November 2006 and numbered 26340.

b. Consolidation principles of subsidiaries

Subsidiaries, whose capital or management is directly or indirectly controlled by the Parent Bank, have the power over the investment made by the Parent Bank and the ability to use its power over the investee in order to affect the amount of returns it has and the amount of returns it will gain due to its relationship with the invested legal entity. partnerships it has.

Subsidiaries are consolidated using the full consolidation method on the basis of operating results, asset and equity sizes. According to the full consolidation method, one hundred percent of the subsidiaries' assets, liabilities, income, expenses and off-balance sheet items are consolidated with the Parent Bank's assets, liabilities, income, expense and off-balance sheet items. The book value of the investments of the Bank in its subsidiaries and the capital of its subsidiaries have been clarified. Balances arising from the transactions between the partnerships within the scope of consolidation have been mutually offset.

The Parent Bank and its consolidated subsidiaries will be referred to as the “Group” in the remainder of the report.

The title of the partnerships within the scope of consolidation, the location of the headquarters, the activity subject, the effective and direct shareholding ratio are as follows:

Title	Center of Activities (City/Country)	Main Area of Activity	Effective Partnership Ratios (%)	Direct and indirect partnership rates (%)
Kalkınma Girişim Sermayesi Portföy Yönetimi A.Ş.	İstanbul/Türkiye	Portfolio Management	100	100
Kalkınma Yatırım Varlık Kiralama A.Ş.	İstanbul/Türkiye	Asset Lease	100	100

V. Representation of affiliates, subsidiaries and jointly controlled partners not included in consolidation in the consolidated financial statements:

Subsidiaries, subsidiaries and jointly controlled partners that are not included in the scope of consolidation are recognized at cost in accordance with “TAS - 27 Separate Financial Statements” and reflected in the consolidated financial statements after deducting if it has any provision for loss in value.

VI. Explanations on Futures, Options Contracts and Derivative Instruments:

Derivative transactions of the Bank mainly consist of forward foreign currency purchase and sale and currency swap transactions. The Bank has no derivative instruments that can be separated from the host contract.

Derivative instruments are classified as “Derivative Financial Assets at Fair Value Through Profit or Loss” or “Derivative Financial Assets at Fair Value Through Other Comprehensive Income” within the scope of TFRS 9 Financial Instruments. Derivative financial instruments are recorded with the fair value at the date of agreement and revalued at fair value in the following reporting periods. Depending on whether the valuation difference is negative or positive, these differences are shown in the relevant accounts in the balance sheet. Receivables and liabilities arising from derivative transactions are recorded in off-balance sheet accounts over their contract amounts. Differences in the fair value of derivative transactions at fair value through profit or loss are accounted for under profit/loss from derivative financial transactions in the trading profit/loss item in statement of profit or loss.

SECTION THREE (Continued)

ACCOUNTING POLICIES (Continued)

VII. Explanations on Interest Income and Expenses:

Interests are recorded according to the effective interest rate method (rate equal to the rate in calculation of present value of future cash flows of financial assets or liabilities).

If a financial asset possesses on uncollected interest accrual before its acquisition by the Bank, interest collected afterwards is separated into periods such as before its acquisition and after acquisition, and only the part of after acquisition is recognized as interest income on the statement of profit or loss.

The Parent Bank does not cancel the interest accruals and rediscounts of loans and other receivables that have become non-performing loans within the framework of the effectuated in 1 January 2018 “Methods and Principles for the Determination of Loans and Other Receivables to be Reserved for and Allocation of Reserves” published in the Official Gazette dated 22 June 2016 and numbered 29750 and monitors said amounts in interest income. Within the scope of TFRS 9 methodology, the expected loss provision is calculated based on the interest accruals and rediscounts added amounts.

VIII. Explanations on Fees and Commission Income and Expenses:

Fees and commissions received from cash loans, that are not attributable to interest rates applied, and fees for banking services are recorded as income on the date of collection. Fees and commissions paid for the funds borrowed, which are not attributable to interest rates of the funds borrowed, are recorded as expense on the date of the payment. All other commission and fee income and expenses are recorded on an accrual basis. Earnings in return of agreements or as a result of services provided for real or legal third parties for purchase or sale of assets are recorded as income when collected.

IX. Explanations on Financial Assets:

Financial assets mainly constitute the Group’s commercial activities and operations. These instruments have the ability to expose, affect and diminish the liquidity, credit and interest rate risks in the financial statements.

The Group adds its financial assets to the financial statements in accordance with the provisions of the “Importing and Excluding the Financial Statements” section of the TFRS 9 Standard and subtracts them from the financial statements.

Financial assets are included in the statement of financial status when they become a party to the terms of the contract related to the financial asset and measured at fair value for the first time (excluding trade receivables under TFRS 15 Customer Contracts Revenue). In accordance with the classification provisions of the TFRS 9 Financial Instruments Standard, on the basis of the following matters financial assets are measured at amortised cost, fair value through other comprehensive income or fair value through profit or loss by:

- The business model used by the entity for the management of financial assets,
- Properties of contractual cash flows of a financial asset.

SECTION THREE (Continued)

ACCOUNTING POLICIES (Continued)

IX. Explanations on Financial Assets (Continued):

Business Model Test and Cash Flow Characteristics Test are performed to determine the classification of financial assets. Purchase and sale transactions of these financial assets are accounted according to their “delivery date”. The classification of financial assets is decided on the date of their acquisition, taking into account “Testing of Contractual Cash Flows Only Interest and Principal and Evaluation of Business Model”. When the business model used for the management of financial assets is changed, all financial assets affected by this change are reclassified.

Financial Assets Measured at Fair Value through Profit and Loss:

Financial assets whose fair value differences are reflected in profit / loss are mainly for a short-term securities acquired for the purpose of being sold or bought back in the near future.

Financial assets whose fair value difference is reflected in profit / loss are reflected to the balance sheet at their cost values and are subject to valuation at fair value following their recording. Fair values are determined by using the weighted average clearing prices on BIST as of the balance sheet date for securities traded on Borsa Istanbul (BIST) and investor valuation and price reports for non-traded securities.

Gains or losses resulting from the valuation of financial assets whose fair value difference is reflected in profit / loss are reflected in profit / loss accounts. The positive difference between the acquisition cost and discounted value during the holding of financial assets for trading purposes is recorded in “Interest Income”, if the fair value of the asset is above its discounted value, the positive difference is recorded in the “Capital Market Transactions Profits” account and if it is below, the negative difference is recorded in the “Capital Market Transactions Losses” account.

Financial Assets Measured at Fair Value Through Other Comprehensive Income:

Financial assets are classified as financial assets at fair value through other comprehensive income where the business models aim to hold financial assets in order to collect the contractual cash flows and selling assets and the terms of financial asset give rise to cash flows that are solely payments of principal of interest at certain dates.

Financial assets measured at fair value through other comprehensive income are initially recognized at cost including the transaction costs. After initial recognition, valuation of the financial assets at fair value through other comprehensive income is based on fair value. For securities traded on Borsa Istanbul (BIST), fair values are found by using the weighted average settlement prices in BIST at the balance sheet date.

In the case a price does not occur in an active market, it is accepted that fair value cannot be reliably determined and amortised cost which is calculated by using the effective interest rate method is accepted as the fair value. The difference between the cost and fair value is accounted as interest income accrual or impairment loss. Interest income for financial assets measured at fair value through other comprehensive income with fixed or floating interest rate shows the difference between cost and amortised cost calculated by using the effective interest rate method and accounted for as interest income from marketable securities. Unrealized gains and losses arising from changes in fair value of the financial assets measured at fair value through other comprehensive income and which are denoting the difference between fair value and amortised cost of financial assets, are recognized in the “Accumulated Other Comprehensive Income or Loss that will be Reclassified to Profit or Loss” and amounts accounted for under equity are reflected to income statement when financial assets are sold.

In the event that the financial assets reflected to other comprehensive income are disposed of in the case of the real value difference, the value increases/decreases pursued in the equity values value increase fund account are reflected in the profit or loss table.

SECTION THREE (Continued)

ACCOUNTING POLICIES (Continued)

IX. Explanations on Financial Assets (Continued):

Equity Instruments Measured at Fair Value Through Other Comprehensive Income

During the first registration an irreversible preference can be made about reflecting the changes in the fair value of the investment in an equity instrument within the scope of TFRS 9, which are not held for commercial purposes or that are not contingent on the financial statements of the acquirer in a business combination where the TFRS 3 Business Combinations standard is applied in the other comprehensive income. The choice in question is made separately for each financial instrument.

The relevant fair value differences recognized in the other comprehensive income statement are not transferred to profit or loss in the following periods but are transferred to previous periods' profit / loss. Dividends from such investments are included in the financial statements as profit or loss unless they are explicitly a part of the investment cost recovery. TFRS 9 impairment provisions are not valid for equity investments.

Equity securities representing a share in the capital, which are classified as financial assets at fair value through other comprehensive income, are accounted with their fair values if they are traded in organized markets, and/or their fair value can be determined reliably. However, the cost may be an appropriate estimation method for determining fair value in some exceptional circumstances. This may be the case if there is not enough recent information on fair value measurement or if fair value can be measured by more than one method and the cost best reflects the fair value estimation among these methods.

Financial Investments Measured at Amortised Cost and Loans:

Financial Investments Measured at Amortised Cost

Financial assets that are held for collection of contractual cash flows where those cash flows represent solely payments of principal and interest are classified as financial assets measured at amortized cost.

Financial assets measured at amortised cost are subsequently measured at amortised cost by using effective interest rate method, and they are accounted for by setting forth provision for impairment loss or by posting interest income accrual. Interests received from financial assets measured at amortised cost are recognized as interest income.

Loans

Loans represent unquoted financial assets in an active market that provide money, goods or services to the debtor with fixed or determinable payments.

Loans are initially recognized with cost and carried at amortised cost calculated using the effective interest rate method at the subsequent periods. Transaction fees, dues and other expenses paid for loan guarantees are considered as a part of the transaction cost and reflected to the customers.

Cash loans granted by the Bank consist of investment and working capital loans and loans given through banks and leasing companies (APEX method).

Foreign currency indexed loans are converted into Turkish Lira with the exchange rate on the opening date and followed in Turkish Currency accounts. Repayments are calculated by using the exchange rates at the repayment dates and exchange differences are recognized under the foreign currency income and expense accounts.

SECTION THREE (Continued)

ACCOUNTING POLICIES (Continued)

IX. Explanations on Financial Assets (Continued):

Loans (Continued)

The loan portfolio is regularly monitored by the Parent Bank's management and if there are any suspicions about the inability to collect the loans granted, the loans accepted as troubled and are classified in accordance with Regulation on the Procedures and Principles for Classification of Loans and Provisions to be Set Aside published in the Official Gazette dated 22 June 2016 and numbered 29750 and the latest changes dated 18 October 2018 and numbered 30569 and TFRS 9.

With the Türkiye Kalkınma ve Yatırım Bankası A.Ş. Law dated 24 October 2018 and numbered 7147, the first paragraph of the Article 53 of the Banking Law No: 5411 is decided not to be enforced to the Parent Bank and the Parent Bank's Board of Directors is stated to determine the procedures and principles regarding the classification, monitoring, follow-up, provision ratios and collaterals of loans. In this context the Parent Bank has decided to perform the classification and provisioning of loans in accordance with the TFRS 9 Standard and the Regulation on Provisions and Principles Regarding the Classification of Loans and Provisions to be Set Aside.

Cash and Cash Equivalents:

Cash and cash equivalents are cash on hand, demand deposits and other highly liquid short-term investments with maturity of 3 months or less following the date of purchase, which is readily convertible to a known amount of cash and does not bear the risk of significant amount of value change. The carrying amounts of these assets represent their fair values.

X. Explanations on Impairment of Financial Assets:

As of 1 January 2019, the Parent Bank recognizes provisions for impairment in accordance with TFRS 9 requirements according to the “Regulation on the Procedures and Principles for Classification of Loans and Provisions to be Set Aside”. In this framework, the method of allocating credit provisions applied within the framework of the relevant legislation of BRSA has been replaced with the expected credit loss model.

Expected credit loss (ECL) model is used for instruments (such as bank deposits, loans and leasing receivables) recorded in other comprehensive income statement over amortized cost or fair value and in addition for financial lease receivables that cannot be measured at fair value through profit / loss, contract assets, credit commitments, and financial guarantee contracts.

The guiding principle of the ECL model is to reflect the general outlook of the increase or improvement in credit risk of financial instruments. The amount of ECLs defined as loss provision or provision depends on the degree of increase in credit risk since the loan was first issued.

Within the scope of TFRS 9 Financial Instruments, three basic factors regarding the measurement of expected credit loss are taken into consideration. These,

- (a) the amount weighted according to the neutrality and probabilities determined by evaluating the possible outcome range,
- (b) time value of money,
- (c) reasonable and supportable information on past events, current conditions and forecasts of future economic conditions that can be obtained without incurring excessive cost or effort as of the reporting date.

Taking into consideration these three factors, the Parent Bank's historical data is modeled, and the expected loss amount is calculated for each loan. Since the expected loss represents the future value, the present value of this amount is calculated with the discounting factor.

SECTION THREE (Continued)

ACCOUNTING POLICIES (Continued)

X. Explanations on Impairment of Financial Assets (Continued):

In order to reflect the changes in credit risk since the initial recognition of credit risk, the loss provision is updated at each reporting date in which the expected loss calculations are performed.

The Parent Bank assesses whether there has been a significant increase in credit risk in the financial instrument for the first time since it was included in the financial statements. In making this assessment, the Parent Bank uses the change in default risk during the expected life of the financial instrument. To make this assessment, the Parent Bank compares default risk related to the financial instrument as of the reporting date and the default risk related to the financial instrument for the first time in the financial statements and takes into consideration reasonable and supportable information which can be obtained without incurring excessive costs or efforts and is reasonable indication of significant increases in credit risk since its introduction for the first time.

In the TFRS 9 impairment, a 3-step approach is used in which the credit risk level increases at each stage:

Stage 1: It refers to all accounts that have not shown any deterioration in credit quality since the loan was issued. All accounts defined as having low credit risk will be classified as Stage 1 without periodically checking whether there is a significant increase in credit risk. A 12-month provision calculation is performed for all accounts classified in Stage 1.

Stage 2: Refers to all accounts showing significant deterioration in credit quality since the loan was issued. For all accounts classified in Stage 2, lifetime provision calculations are performed.

Stage 3: Refers to all impaired assets. For all accounts classified in Stage 3, lifetime provision calculations are performed.

Financial assets in Basket 3 might be evaluated individually in the current provision calculations made by the Bank, and final evaluation is made by the Board of Directors together with their justifications. In this context, the Bank has allocated additional provisions for customers whose impacts are considered to be high, by making individual valuations in the calculation of expected credit losses.

TFRS 9 requires a 12-month compensation for all loans in Stage 1, and a lifetime provision for all remaining loans.

Significant Increase in Credit Risk

If the customers classified as Stage 1 meet the following criteria, it has been decided by the Bank to be classified under Stage 2:

- The number of delay days of the customer is over 30
- Restructuring of the debtor with financial difficulties by granting concession
- Customer has close monitoring criteria
- There is a 35 percent or more decrease in the quantitative score to be calculated by considering the end-of-year financial statements for the customer every year, and the score in question drops below 40 (a significant increase criterion in credit risk).

Customers are periodically evaluated (at least once a year) and their ratings are updated in order to evaluate the criterion of significant increase in credit risk. The evaluation period is shortened for the borrowers for whom a significant deterioration signal is received in credit risk during the year.

Classification criterias under Stage 2 work for all bank customers, in addition, in case of negative market intelligence, classification can be made under Stage 2. This process continues under TFRS 9. The classification rules determined within the scope of TFRS 9 work for all portfolios.

Treasury and Banks portfolios are among the low default portfolios, and it is decided by Group to classify the assets in this portfolio under Stage 1 until an opposite assessment is made.

SECTION THREE (Continued)

ACCOUNTING POLICIES (Continued)

X. Explanations on Impairment of Financial Assets (Continued):

Significant Increase in Credit Risk (Continued)

The decrease of customer rating score calculated according to the credit rating model used within the bank for the quantitative criteria related to the significant deterioration in the credit risk specified in Article 4 of the provisions regulation regarding the classification of the loans, by 35 percent and above, and the fall of score in question below 40, is determined by the Parent Bank as the criterion of significant deterioration. In addition to these criterias, the restructuring applied to the customer who has financial difficulties specified in Article 7 of the *Regulation on the Procedures and Principles for Classification of Loans and Provisions to be Set Aside* is used as a classification criterion under Stage 2.

Definition of Default

“When defining the default for the purpose of determining the default risk according to TFRS 9, the entity uses a default definition consistent with the definition used for the credit risk management purposes of the related financial instrument and, if appropriate, takes into account qualitative indicators (e.g. financial commitments). However, unless the entity has reasonable and supportable information that reveals that default will occur when there is a longer delay, there is an otherwise demonstrable pre-acceptance that the default will not occur after the financial instrument expires after 90 days. The definition of default used for these purposes is applied consistently to all financial instruments unless information that proves that another definition of default is more appropriate for a particular financial instrument is available.” According to the article, the definition of default is used within the scope of modeling.

The definition of default used in the Parent Bank is as follows:

- Customers with more than 90 days of delay (The number of customer delay days represents the highest number of delay days of the customer's existing loans on the relevant reporting date.)
- Compensation of the letter of guarantee received by the Parent Bank for collateral
- Customers considered to be at high risk level by the Parent Bank

12 Month Expected Loss

12-month loan loss corresponds to a part of the expected loan loss that may arise from the possible default status of the loan within 12 months of the reporting date.

SECTION THREE (Continued)

ACCOUNTING POLICIES (Continued)

X. Explanations on Impairment of Financial Assets (Continued):

Lifetime Expected Loss

Lifetime losses arise from all possible default events that may occur during the expected life span of the financial instrument after the reporting date. Life expectancy is related to the maturity of the financial instrument.

One of the risk parameters to be used in calculating the provision amounts to be set as per TFRS 9 is the Probability of Default (PD) information. Probability of Default refers to the possibility of a live loan falling into default. PD calculation is carried out by considering past data, current conditions and prospective macroeconomic expectations.

Specifically, while calculating PD, qualitative, quantitative scores, sector, bank degree and macro effect are taken into account. For the company whose quantitative evaluation is made, an objective score is produced between 0 and 100. The sector in which the company operates is determined in accordance with the NACE code (Statistical Classification of European Community Economic Activities; a reference resource for the purpose of producing and disseminating statistics on economic activities in Europe.).

After the qualitative and quantitative scores of the company are determined, the mentioned points are weighted according to the company scale and the company's score is calculated.

Banks, on the other hand, are ranked objectively by considering various criteria, namely capital, asset quality, liquidity, profitability, income-expenditure structure and capacity.

Finally, for the macro effect, a volatility index is calculated first, and then variables that act in parallel and play a role in the measurement of crisis probabilities before sudden financial shocks are identified. Afterwards, the index is created by weighting the determined variables according to the success rate.

The macro effect ultimately applied to the customer scores by the Parent Bank is the macro note calculated on the company grade (non-macro score) calculated as a result of qualitative (partnership information, group of companies, etc.) and quantitative (liquidity, financial structure, profitability etc.) assessment of each customer. In line with the customer's score, corrections are applied. In this context, studies to determine pioneering vulnerability indicators of Turkey's economy are made and by the Parent Bank it has been identified that some of the variables derived from various areas of the economy successfully predicted crisis periods in advance. This prediction has been accepted by the Parent Bank as the threshold values are exceeded and the signal is produced starting at least 12 months before the crisis.

In order to obtain the macroeconomic score, which is calculated by considering the positive and negative scenarios as well as the base scenario value, values are calculated at a certain margin in accordance with the distribution of the series for positive and negative scenario values from the index values distributed between 0-100 and averaged over 12 months.

It is known that the negative effects of the earthquakes that were experienced Kahramanmaraş centered on 6 February 2023, affecting many of our provinces and shocking our whole country, will continue for a certain period of time on the companies operating in the region, and many enterprises will be adversely affected by this situation, but the extent of this effect cannot be predicted yet. The Bank analyzed the effects of the earthquake on the companies in its loan portfolio and re-evaluated the risk levels of the companies, assuming that the foreseen risk is not systematic and reflected the earthquake effect in the expected loan loss calculation on 31 March 2023.

SECTION THREE (Continued)

ACCOUNTING POLICIES (Continued)

XI. Explanations on Offsetting of Financial Assets and Liabilities:

Financial assets and liabilities are offset on balance sheet when the Group has a legally enforceable right to set off, and the intention of collecting or paying the net amount of related assets and liabilities or the right to offset the assets and liabilities simultaneously.

XII. Explanations on Sales and Repurchase Agreements and Lending of Securities:

Securities sold in repurchase agreements (repo) are followed in the balance sheet accounts in line with Uniform Chart of Accounts. Accordingly, the government bonds and treasury bills sold to the clients in the context of repurchase agreements are classified as “Subject to Repurchase Agreements” and are valued at fair values or at discounted values using effective interest rate method according to the holding purposes in the Bank portfolio. Funds gained by repurchase agreements are shown separately in the liability accounts and interest expense accrual is calculated for these funds.

Securities that were purchased to resell commitment (reverse repurchase agreements) are shown as a line item under ‘Money Market Placements’ line. For the difference between the purchase of securities and resale prices of the reverse repo agreements for the period; income accrual is calculated using the effective interest rate method. There are no marketable securities lending transactions.

SECTION THREE (Continued)

ACCOUNTING POLICIES (Continued)

XIII. Explanations on Fixed Assets Held for Sale and Discontinued Operations and Related Liabilities:

Assets that are classified as held for sale (or the disposal group) are measured at the lower of its carrying amount and fair value less costs to sell. In order to classify a tangible fixed asset as held for sale, the asset (or the disposal group) should be available for an immediate sale in its present condition subject to the terms of any regular sales of such assets (or such disposal groups) and the sale should be highly probable. For a highly probable sale, the appropriate level of management must be committed to a plan to sell the asset (or the disposal group), and an active program to complete the plan should be initiated to locate a customer.

Also, the asset should have an active market sale value, which is a reasonable value in relation to its current fair value. Events or circumstances may extend the completion of the sale more than one year. Such assets (or the disposal group) are still classified as held for sale if there is sufficient evidence that the delay in the sale process is due to the events and circumstances occurred beyond the control of the entity or the entity remains committed to its plan to sell the assets. The Parent Bank has no assets classified as held for sale.

A discontinued operation is a component that either has been disposed of or is classified as held for sale. Gains or losses relating to discontinued operations are presented separately in the income statement. The Parent Bank has no discontinued operations.

XIV. Explanations on Goodwill and Other Intangible Assets:

As at the balance sheet date, there is no goodwill recorded in the balance sheet of the Bank.

Intangible fixed assets first are carried at cost which includes acquisition costs and other direct costs bearded necessary for the assets to become ready for use. Subsequent to recognition, intangible assets are presented in financial statements at cost less any accumulated amortization and accumulated impairment losses, if any.

Amortization is charged on a straight-line basis over their estimated useful lives which is 33,33%. Useful life of other intangible assets are determined by the consideration of items like expected usage period of the asset, technical, technological or other kind of obsolesce and maintenance costs incurred to obtain economic benefit from the assets.

Expenses related to existing computer software and computer software improvement that enhance original content and useful life, are capitalized over the software. Those capitalized expenses are amortised over the remaining useful life of the related assets using the “straight line method”.

SECTION THREE (Continued)

ACCOUNTING POLICIES (Continued)

XV. Explanations on Tangible Fixed Assets:

Tangible fixed assets are carried at cost which includes acquisition costs and other direct costs bared necessary for the assets to become ready for use, and if results of appraisal reports exceed the costs, they are not subject to any revaluation. Subsequent to recognition, tangible fixed assets are presented in financial statements at cost less any accumulated depreciation and accumulated impairment losses, if any.

The Parent Bank's tangible fixed assets purchased before 1 January 2005 are carried at restated cost in the balance sheet before 31 December 2004 and its tangible fixed assets that are purchased subsequently are valued at historical cost.

Gain or loss arising from the disposal or retirement of an item of tangible fixed assets is determined as the difference between the sales proceeds and the carrying amount of that asset and is recognized in profit or loss.

Ordinary maintenance and repair expenses of tangible fixed assets items are recognized as expenses. Investment expenditures that increase the future benefit by enhancing the capacity of tangible assets are capitalized. Investment expenditures include cost items that extend the useful life of the asset, increase the servicing capabilities of the asset, improve the quality of goods or services produced or reduces the costs. There is no pledge, mortgage and other restriction on the tangible fixed assets or given for the purchase commitments or any restrictions on the rights for the use of these.

Tangible fixed assets are amortised by using the straight-line method over their estimated useful lives. Estimated depreciation rates of tangible fixed assets are as follows.

	<u>Estimated Useful Life (Years)</u>	<u>Depreciation Rate (%)</u>
Building	50	2
Safes (vaults)	50	2
Vehicles	5	20
Other Tangible Assets	3-15	6,66-33,33

There is no change in accounting estimations that has material effect in the current period or that is expected to have effect in the subsequent periods.

SECTION THREE (Continued)

ACCOUNTING POLICIES (Continued)

XVI. Explanations on Leasing Transactions:

The “IFRS 16 Leases” Standard was published in the Official Gazette dated 16 April 2018 and numbered 29826 to be applied as of 1 January 2019.

The Parent Bank as a Lessee

The “IFRS 16 Leases” Standard removes financial lease and operational lease distinction for lessees and introduces a single accounting model for all leasing transactions. According to the standard, the lessees reflect a “asset that gives the right to use” and a “lease obligation” to the financial statements at the date when the lease begins. The initial cost of the asset that gives the right to use is measured by deducting the lease incentives from the sum of the lease obligation and the initial direct costs incurred by the lessees. The cost method is used for the measurements after the beginning of the lease. In this method, the asset that gives the right to use is measured by deducting the accumulated depreciation and accumulated depreciation provisions from the cost value. The lease obligation is initially measured at the present value of the lease payments to be made during the lease period. In subsequent measurements, the book value of the liability is increased to reflect the interest on the lease obligation and decreased to reflect the lease payments made. IFRS 16 has made exemptions for leases of 12 months or less and leases related to low value assets.

The Group, which is a lessee in financial leasing transactions, accounts for all lease transactions longer than 12 months as assets and liabilities in the statement of financial position. Depreciation expense related to the leased asset and interest expense in lease payments are reported in the income statement. The lease obligation was initially measured at the present value of the lease payments to be made during the lease period using the Group's TL alternative source cost.

The Parent Bank as a Lessor

According to the “IFRS 16 Leases” Standard, financial lease and operational lease distinction continues for the lessor. If the lessor transfers the significant risks and benefits arising from ownership of the asset subject to the lease to the lessee, he will classify it as a financial lease. Other leases will be classified as operational leases. The receivables that arise from leasing the assets of the Bank, which are not included in financial lease transactions and which are not used in banking transactions, are followed up in the receivables from the leasing transaction and are accounted on an accrual basis.

XVII. Explanations on Provisions and Contingent Liabilities:

In the consolidated financial statements, a provision is made for an existing commitment resulted from past events if it is probable that the commitment will be settled, and a reliable estimate can be made of the amount of the obligation.

Provisions other than the expected credit loss set for loans and other receivables and contingent liabilities are accounted for in accordance with “Turkish Accounting Standard on Provisions, Contingent Liabilities and Contingent Assets” (TAS 37).

For transactions that can affect financial structure, provisions are provided by using the existing data if they are accurate, otherwise by using the estimates.

SECTION THREE (Continued)

ACCOUNTING POLICIES (Continued)

XVIII. Explanations on Employee Benefit Liabilities:

Obligations for employee benefits are recognized in accordance with the TAS19 “Employee Benefits”.

There is no fund to which the Parent Bank personnel are members. However, a part of personnel are members of Personnel Assistance and Additional Social Security Foundation of Türkiye Kalkınma Bankası A.Ş. and the Parent Bank has no obligations regarding this foundation, accordingly no provision is reserved in the accompanying financial statements.

Under the Turkish legislation as supplemented by union agreements, lump sum payments are made to all employees who retire or whose employment is terminated without due cause. In accordance with the working status of the Parent Bank and the social security institution legislation, the retirement pension is related to the ones related to the Law No: 5434 and the severance payment is calculated to those related to the Law No: 1475.

The principal assumption is that the maximum liability for each year of service will increase parallel with inflation. Thus, the discount rate -unless it is negative- applied represents the expected real rate after adjusting for the anticipated effects of future inflation. Consequently, in the accompanying financial statements as of 31 March 2023, the provision has been calculated by estimating the present value of the future probable obligation of the Parent Bank arising from the retirement of the employees. The provisions at the respective balance sheet date have been calculated with a discount rate of 1,91% (31 December 2022: 1,91%). The maximum amount of full TL 19.982,83 effective from 1 January 2023 has been taken into consideration in calculation of provision for employment termination benefits (31 December 2022 full TL 19.982,83).

XIX. Explanations on Taxation:

Current Tax

In the first paragraph of Article 32 of the Law No. 5520 titled “Corporate Tax and Provisional Tax Rate”, regarding the enforcement of Article 25 of the Law No. 7394 on Amendments to Law on the Evaluation of the Immovable Property Owned by the Treasury and Value Added Tax Law and Certain Laws and Decree-Laws, which came into force by being published in the Official Gazette dated 15 April 2022 and numbered 31810, corporate income tax rate to be applied to corporate earnings for the 2023 taxation period is 25% for banks, financial leasing, factoring, financing and savings financing companies, electronic payment and money institutions, authorized foreign exchange institutions, asset management companies, capital market institutions, insurance and reinsurance companies and pension companies. The corporate tax rate is applied to the tax base to be found as a result of adding the non-deductible expenses to the commercial earnings of the companies, the exemption (such as the participation earnings exemption) and the deduction of the deductions in the tax laws. No further tax is paid if the profit is not distributed. Non-resident corporations’ income through a permanent establishment or permanent representative in Turkey and dividends paid to companies’ resident in Turkey (dividends) not subject to withholding. Dividend payments made to individuals and institutions other than these are subject to 10% withholding tax. Addition of profit to capital is not considered as profit distribution and withholding tax is not applied.

Corporations are required to pay advance corporate tax quarterly on their corporate income. Advance tax is declared by the 17th and paid by the 17th day of the second month following each calendar quarter end. Advance tax paid by corporations for the current period is credited against the annual corporation tax calculated on the annual corporate income in the following year. On the other hand, in accordance with the Law No. 7338, which was published in the Official Gazette dated 26 October 2021 and numbered 31640, the 4th provisional tax return covering the months of October-December was repealed. Accordingly, the 4th provisional tax declaration will not be filed in 2023 and beyond.

SECTION THREE (Continued)

ACCOUNTING POLICIES (Continued)

XIX . Explanations on Taxation (Continued):

Current Tax (Continued)

Despite the offset, if there is temporary prepaid tax remaining, this balance can be refunded or used to offset any other financial liabilities to the government. According to 5.1.e. Article of Corporation Tax Law which is important tax exemption that is applied by banks, corporations' 50% of revenues that occur from selling of their real estates, are in assets, that belong to the corporations at least two years (730 days), 75% of revenues that occur from selling their founding bonds that are belong to the corporations as long as time of participation stocks, redeemed shares and option to call are exempted from Corporation Tax. This exemption applies to the period the sale is made and the part of return on sales that benefits from the exemption is held in a special fund in the liabilities account until the end of the fifth year started from the following year sale is made. However, the sales payment must be collected until the end of the second calendar year following the year in which the sale is made. Taxes which are not realized in time due to the exemption that hits uncollected sales payment are considered as tax loss. Taxes which does not accrue on time because the applying exemption for the transfer of the exempted part of revenue to the other accounts with other ways out of capitalizing in five years or withdrawn from company or transferring from limited taxpayer corporations to the headquarters, are considered as tax loss. This is also be applicable in the condition of liquidation of business (Except transfers and divisions that make according to this code).

Moreover, according to 5.1.f. article of Corporation Tax Law; corporations which have been fallen to legal proceedings because of owe to the bank or Savings Deposit Insurance Funds, and their warrantors' real estates, participation stocks, founding bonds, redeemed shares, options to call of mortgagors' revenues that used for against debts or transferring to SDIF, 50% for real estates, and 75% for others are exempted from Corporation tax. Under the Turkish Corporate Tax Law, losses can be carried forward to offset against future taxable income for up to five years. Losses cannot be carried back to offset profits from previous periods. In Turkey, there is no procedure for a final and definitive agreement on tax assessments with tax authorities.

Corporate tax declarations are submitted to the related tax office until the evening of the 30th day of the fourth month following the end of the accounting period and the accrued tax is paid until the evening of the 30th day. However, the authorities competent for tax inspection can examine the accounting records within five years, and the tax amounts to be paid may change if any erroneous transaction is detected.

Deferred Tax

In accordance with TAS 12 "Turkish Accounting Standard Relating to Income Tax", the Group calculates and recognizes deferred tax for temporary differences between the bases calculated based on the accounting policies used and valuation principles and that calculated under the tax legislation. Deferred tax is recognized on temporary differences between the carrying amounts of assets and liabilities in the financial statements and the corresponding tax bases used in the computation of taxable profit and are accounted for using the balance sheet liability method. Deferred tax liabilities are generally recognized for all taxable temporary differences. However, deferred tax assets are recognized for all deductible temporary differences to the extent that it is probable that taxable profits will be available against which those deductible temporary differences can be utilized. Such assets and liabilities are not recognized as deferred tax liability or asset if the temporary difference arises from goodwill or from the initial recognition of other assets and liabilities in a transaction that affects neither the taxable profit nor the accounting profit. The carrying amount of a deferred tax asset is reviewed on each balance sheet date. Carrying amount of a deferred tax asset can be reduced to the extent that it is no longer probable that enough taxable profit will be available to allow all or part of the asset to be recovered. Deferred tax asset and liability are calculated with the valid tax ratios for the related period. Within the scope of the Law No. 7394 published in the Official Gazette dated 15 April, 2022 and numbered 31810, deferred tax calculations were made by taking into account the 25% corporate tax rate to be applied for banks and certain financial institutions.

SECTION THREE (Continued)

ACCOUNTING POLICIES (Continued)

XIX . Explanations on Taxation (Continued):

Moreover, if the deferred tax is related with items directly recorded under the equity in the same or different period, deferred tax is associated directly with equity. Deferred tax asset and deferred tax liability are presented as net in these financial statements.

The income tax charge is composed of the sum of current tax and deferred tax charges. The current tax liability is calculated over taxable profit for the year. Taxable profit differs from profit as reported in the income statement because it excludes items of income or expense that are taxable or deductible and it further excludes items that are never taxable or deductible.

According to the second paragraph of the Article 53 of the Banking Act No: 5411, all specific reserves for loans and other receivables are considered as deductible expense for determining corporate tax base.

The current tax payable is offset with prepaid tax, if they are associated with. Deferred tax assets and liabilities are also offset.

Deferred tax calculation is made within the scope of TFRS 9 for the first and second stage provisions.

Transfer Pricing

Transfer pricing is regulated through Article 13 of Corporate Tax Law titled “Transfer Pricing Through Camouflage of Earnings”. Detailed information for the practice regarding the subject is found in the “General Communiqué Regarding Camouflage of Earnings Through Transfer Pricing”. According to the aforementioned regulations, in the case of making purchase or sales of goods or services with relevant persons/corporations at a price that is determined against “arm’s length principle”, the gain is considered to be distributed implicitly through transfer pricing and such distribution of gains is not subject to deductions in means of corporate tax.

XX. Additional Explanations on Borrowings:

The Parent Bank accounts its debt instruments in the subsequent periods, by using the effective interest rate method. The Parent Bank has no borrowings that require hedging techniques for accounting and valuation of debt instruments and liabilities representing the borrowings.

The Parent Bank continues its financial support that it provided and still providing by acquiring sources from domestic and international markets. Domestic resources are provided from Central Bank of the Republic of Turkey, international organizations such as World Bank, Islamic Development Bank and German Development Bank through the Ministry of Treasury and Finance. In addition to these, the Bank acts as an intermediary for the use of various budget-sourced funds domestically. The loan from this source has been disbursed and no new funds have been transferred from the Ministry of Treasury and Finance. The funds provided are recorded in the Bank's resource accounts on the transfer date. The maturity and interest rates of these funds are determined by the public authority through Investment Incentives Communiqués.

SECTION THREE (Continued)

ACCOUNTING POLICIES (Continued)

XX. Additional Explanations on Borrowings (Continued):

The present foreign funds of the Bank are medium and long term loans from World Bank, European Investment Bank, Council of Europe Development Bank, Islamic Development Bank, Black Sea Trade and Development Bank, Japan Bank for International Cooperation, Industrial and Commercial Bank of China, Asian Infrastructure Investment Bank, German Development Bank, China Development Bank and the securities issued as allocated to French Development Agency are recorded to related accounts on the date and with the cost of procurement.

The Parent Bank generally prefers providing loans in parallel to the borrowing terms like maturity date, interest rate, interest type and currency type to avoid maturity, exchange rate and liquidity risks.

The Parent Bank has not issued any convertible bonds

XXI. Explanations on Shares Issued:

The Bank does not have issued shares in the current period.

XXII. Explanations on Bill Guarantees and Acceptances:

Commitments regarding bill guarantees and acceptances of the Bank are presented in the “Off Balance Sheet” commitments. In the current and previous period, the Bank has no bills and acceptances.

XXIII. Explanations on Government Incentives:

There are no government incentives utilized by the Group in the current and prior period.

XXIV. Explanations on Segment Reporting:

As part of its mission, the Parent Bank operates mainly in the areas of corporate banking and investment banking. Corporate banking provides financial solutions and banking services to customers with medium and large joint stock company status. Services offered include investment loans, project finance, TL and foreign exchange business loans, letters of credit and letters of guarantee.

Within the scope of investment banking activities, the Parent Bank’s treasury bills, government bond trading, repo transactions, money swaps and forward foreign exchange transactions, capital markets consultancy, financial consultancy, merger and purchase consultancy are performed. Among the investment banking operating income, revenues from Treasury transactions activities are included.

As of 31 March 2023, explanations on segment reporting in line with “Communiqué on Financial Statements to be Disclosed to Public by Banks and Explanations and Footnotes Thereof” are shown below.

SECTION THREE (Continued)

ACCOUNTING POLICIES (Continued)

XXIV. Explanations on Segment Reporting (Continued):

Current Period (31.03.2023)	Investment Banking (Treasury)	Corporate Banking	Other	Total Operations of the Group
Net interest income/(expense)	1.326.340	(136.166)	(413)	1.189.761
Net fees and commissions income/(expense)	(12.163)	23.565	7.559	18.961
Other income	88.963	13.754	15.090	117.807
Other expense	-	(151.529)	(302.532)	(454.061)
Profit before tax	1.403.140	(250.376)	(280.296)	872.468
Tax provision	-	-	(212.415)	(212.415)
Net profit for the period	1.403.140	(250.376)	(492.711)	660.053
Group Profit / Loss	1.403.140	(250.376)	(492.711)	660.053
Minority Rights Profit / Loss (-)	-	-	-	-
Current Period (31.03.2023)				
Segment assets	36.432.490	66.011.052	273.679	102.717.221
Associates and subsidiaries	-	10.586	-	10.586
Total Assets	36.432.490	66.021.638	273.679	102.727.807
Segment liabilities	2.910.598	90.742.663	1.565.195	95.218.456
Shareholders' equity	-	-	7.509.351	7.509.351
Total Liabilities	2.910.598	90.742.663	9.074.546	102.727.807

Prior Period (31.03.2022)	Investment Banking (Treasury)	Corporate Banking	Other	Total Operations of the Group
Net interest income/(expense)	514.891	88.830	743	604.464
Net fees and commissions income/(expense)	(5.501)	11.055	7.756	13.310
Other income	186.989	31.238	26.425	244.652
Other expense	-	(302.911)	(86.451)	(389.362)
Profit before tax	696.379	(171.788)	(51.527)	473.064
Tax provision	-	-	(115.470)	(115.470)
Net profit for the period	696.379	(171.788)	(166.997)	357.594
Group Profit / Loss	696.379	(171.788)	(166.997)	357.594
Minority Rights Profit / Loss (-)	-	-	-	-
Prior Period (31.12.2022)				
Segment assets	31.699.500	59.706.187	283.523	91.689.210
Associates and subsidiaries	-	10.586	-	10.586
Total Assets	31.699.500	59.716.773	283.523	91.699.796
Segment liabilities	3.059.343	80.773.867	1.012.846	84.846.056
Shareholders' equity	-	-	6.853.740	6.853.740
Total Liabilities	3.059.343	80.773.867	7.866.586	91.699.796

SECTION FOUR

CONSOLIDATED INFORMATION ON FINANCIAL STRUCTURE AND RISK MANAGEMENT

I. Explanations Related to Consolidated Equity:

Consolidated equity amount and capital adequacy standard ratio are calculated within the framework of “Regulation Regarding Equities of Banks” and “Regulation Regarding Measurement and Evaluation of Banks’ Capital Adequacy”.

The Group’s equity amount as of 31 March 2023 is TL 13.839.245, (31 December 2022: TL 12.925.735) and its capital adequacy ratio is 15,93% (31 December 2022:16,66%). The capital adequacy ratio of the Group is above the minimum ratio determined by the relevant legislation.

Information on Equity Items:

Current Period (31.03.2023)	Amount
Common Equity Tier I Capital	
Paid-in Capital to be Entitled for Compensation after All Creditors	2.706.074
Share Premium	4.038
Reserves	2.278.404
Other Comprehensive Income according to TAS	229.972
Profit	2.361.147
Net profit for the period	660.053
Retained Earnings	1.701.094
Bonus Shares from Associates, Affiliates and Joint-Ventures not Accounted in Current Period's Profit	1.467
Minority Shares	-
Common Equity Tier I Capital Before Deductions	7.581.102
Deductions from Common Equity Tier I Capital	-
Valuation adjustments calculated as per the article 9. (i) of the Regulation on Bank Capital	-
Current and Prior Periods' Losses not Covered by Reserves, and Losses Accounted under Equity according to TAS (-)	23.137
Leasehold Improvements on Operational Leases (-)	1.906
Goodwill Netted with Deferred Tax Liabilities	-
Other Intangible Assets Netted with Deferred Tax Liabilities Except Mortgage Servicing Rights	20.479
Net Deferred Tax Asset/Liability (-)	-
Differences arise when assets and liabilities not held at fair value, are subjected to cash flow hedge accounting	-
Credit losses that exceed total expected loss calculated according to the Regulation on Calculation of Credit Risk by Internal Ratings Based Approach	-

SECTION FOUR (Continued)

**CONSOLIDATED INFORMATION ON FINANCIAL STRUCTURE AND RISK MANAGEMENT
(Continued)**

I. Explanations Related to Consolidated Equity (Continued)

Information on Consolidated Equity Items (Continued):

Securitization gains	-
Unrealized gains and losses from changes in bank's liabilities' fair values due to changes in creditworthiness	-
Net amount of defined benefit plans	-
Direct and Indirect Investments of the Bank on its own Tier I Capital	-
Shares Obtained against Article 56, Paragraph 4 of the Banking Law	-
Total of Net Long Positions of the Investments in Equity Items of Unconsolidated Banks and Financial Institutions where the Bank Owns 10% or less of the Issued Share Capital Exceeding the 10% Threshold of above Tier I Capital	-
Total of Net Long Positions of the Investments in Equity Items of Unconsolidated Banks and Financial Institutions where the Bank Owns 10% or more of the Issued Share Capital Exceeding the 10% Threshold of above Tier I Capital	-
Mortgage Servicing Rights Exceeding the 10% Threshold of Tier I Capital	-
Net Deferred Tax Assets arising from Temporary Differences Exceeding the 10% Threshold of Tier I Capital	-
Amount Exceeding the 15% Threshold of Tier I Capital as per the Article 2, Clause 2 of the Regulation on Measurement and Assessment of Capital Adequacy Ratios of Banks	-
The Portion of Net Long Position of the Investments in Equity Items of Unconsolidated Banks and Financial Institutions where the Bank Owns 10% or more of the Issued Share Capital not deducted from Tier I Capital	-
Mortgage Servicing Rights not deducted	-
Excess Amount arising from Deferred Tax Assets from Temporary Differences	176.558
Other items to be Defined by the BRSA	-
Deductions from Tier I Capital in cases where there are no adequate Additional Tier I or Tier II Capitals	-
Total Deductions From Common Equity Tier I Capital	222.080
Total Common Equity Tier I Capital	7.359.022
ADDITIONAL TIER 1 CAPITAL	
Preferred Stock not Included in Common Equity Tier I Capital and the Related Share Premiums	-
Debt Instruments and the Related Issuance Premiums Defined by the BRSA (Issued or Obtained after 1.1.2014)	4.635.360
Debt Instruments and the Related Issuance Premiums Defined by the BRSA (Covered by Temporary Article 4) (Issued or Obtained after 1.1.2014)	-
Shares of Third Parties in Additional Tier 1 Capital	
Shares of Third Parties in Additional Tier 1 Capital (Those within the scope of Temporary Article 3)	
Additional Tier 1 Capital Before Deductions	4.635.360
Deductions From Additional Tier 1 Capital	-
Direct and Indirect Investments of the Bank on its own Additional Tier I Capital	-
Investments made by the bank to equity items issued by banks and financial institutions investing in the additional capital items of the bank and meeting the conditions specified in Article 7 of the Regulation	-
The Total of Net Long Position of the Direct or Indirect Investments in Additional Tier I Capital of Unconsolidated Banks and Financial Institutions where the Bank Owns more than 10% of the Issued Share Capital	-

SECTION FOUR (Continued)

**CONSOLIDATED INFORMATION ON FINANCIAL STRUCTURE AND RISK MANAGEMENT
(Continued)**

I. Explanations Related to Consolidated Equity (Continued)

Information on Consolidated Equity Items (Continued):

Portion of the total of net long positions of investments made in Additional Tier I Capital item of banks and financial institutions outside the scope of consolidation where the Bank owns 10% or more of the issued common share capital exceeding 10% of Common Equity of the Bank	-
Other items to be defined by the BRSA	-
Items to be Deducted from Tier I Capital during the Transition Period	-
Goodwill and Other Intangible Assets and Related Deferred Taxes not deducted from Tier I Capital as per the Temporary Article 2, Clause 1 of the Regulation on Measurement and Assessment of Capital Adequacy Ratios of Banks (-)	-
Net Deferred Tax Asset/Liability not deducted from Tier I Capital as per the Temporary Article 2, Clause 1 of the Regulation on Measurement and Assessment of Capital Adequacy Ratios of Banks (-)	-
Deduction from Additional Tier I Capital when there is not enough Tier II Capital (-)	-
Total Deductions from Additional Tier I Capital	-
Total Additional Tier I Capital	4.635.360
Total Tier I Capital (Tier I Capital= Common Equity Tier I Capital + Additional Tier I Capital)	11.994.382
TIER II CAPITAL	
Debt Instruments and the Related Issuance Premiums Defined by the BRSA	1.173.177
Debt Instruments and the Related Issuance Premiums Defined by the BRSA (Covered by Temporary Article 4)	-
Shares of Third Parties in the contribution capital	
Shares of Third Parties in the contribution capital (within the scope of Temporary Article 3)	
Provisions (Amounts explained in the first paragraph of the article 8 of the Regulation on Bank Capital)	671.686
Total Deductions from Tier II Capital	1.844.863
Deductions from Tier II Capital	-
Direct and Indirect Investments of the Bank on its own Tier II Capital (-)	-
Investments in Equity Instruments Issued by Banks and Financial Institutions Invested in Bank's Tier II Capital and Having Conditions Stated in the Article 8 of the Regulation	-
Total of Net Long Positions of the Investments in Equity Items of Non-Consolidated Banks and Financial Institutions where the Bank owns 10% or less of the Issued Share Capital Exceeding the 10% Threshold of above Tier I Capital (-)	-
The Total of Net Long Position of the Direct or Indirect Investments in Additional Tier I Capital and Tier II Capital of Consolidated Banks and Financial Institutions where the Bank Owns 10% or more of the Issued Share Capital Exceeding the 10% Threshold of Tier I Capital	-
Other items to be defined by the BRSA (-)	-
Total Deductions from Tier II Capital	-
Total Tier II Capital	1.844.863
Total Equity (Total Tier I and Tier II Capital)	13.839.245
Total Tier I Capital and Tier II Capital (Total Equity)	
Loans Granted against the Articles 50 and 51 of the Banking Law	-
Net Book Values of Movables and Immovable Exceeding the Limit Defined in the Article 57, Clause 1 of the Banking Law and the Assets Acquired against Overdue Receivables and Held for Sale but Retained more than Five Years	-
Other items to be Defined by the BRSA	-

SECTION FOUR (Continued)

CONSOLIDATED INFORMATION ON FINANCIAL STRUCTURE AND RISK MANAGEMENT (Continued)

I. Explanations Related to Consolidated Equity (Continued)

Information on Consolidated Equity Items (Continued):

Items to be Deducted from the Sum of Tier I and Tier II Capital (Capital) During the Transition Period	229.972
The Portion of Total of Net Long Positions of the Investments in Equity Items of Consolidated Banks and Financial Institutions where the Bank Owns 10% or less of the Issued Share Capital Exceeding the 10% Threshold of above Tier I Capital not deducted from Tier I Capital, Additional Tier I Capital or Tier II Capital as per the Temporary Article 2, Clause 1 of the Regulation	-
The Portion of Total of Net Long Positions of the Investments in Equity Items of Consolidated Banks and Financial Institutions where the Bank Owns more than 10% of the Issued Share Capital Exceeding the 10% Threshold of above Tier I Capital not deducted from Additional Tier I Capital or Tier II Capital as per the Temporary Article 2, Clause 1 of the Regulation	-
The Portion of Net Long Position of the Investments in Equity Items of Consolidated Banks and Financial Institutions where the Bank Owns 10% or more of the Issued Share Capital, of the Net Deferred Tax Assets arising from Temporary Differences and of the Mortgage Servicing Rights not deducted from Tier I Capital as per the Temporary Article 2, Clause 2, Paragraph (1) and (2) and Temporary Article 2, Clause 1 of the Regulation	-
CAPITAL	
Total Capital (Total of Tier I Capital and Tier II Capital)	13.839.245
Total Risk Weighted Assets	86.893.079
CAPITAL ADEQUACY RATIOS	
Consolidated CET1 Capital Ratio (%)	8,47
Consolidated Tier I Capital Ratio (%)	13,80
Capital Adequacy Ratio (%)	15,93
BUFFERS	
Bank-specific total CET1 Capital Ratio	2,5
Capital Conservation Buffer Ratio (%)	2,5
Bank-specific Counter-Cyclical Capital Buffer Ratio (%)	-
Systemic significant bank buffer ratio (%)	-
Additional CET1 Capital Over Total Risk Weighted Assets Ratio Calculated According to the Article 4 of Capital Conservation and Counter-Cyclical Capital Buffers Regulation	-
Amounts Lower Than Excesses as per Deduction Rules	-
Remaining Total of Net Long Positions of the Investments in Equity Items of Consolidated Banks and Financial Institutions where the Bank Owns 10% or less of the Issued Share Capital	-
Remaining Total of Net Long Positions of the Investments in Tier I Capital of Consolidated Banks and Financial Institutions where the Bank Owns more than 10% or less of the Issued Share Capital	-

SECTION FOUR (Continued)

**CONSOLIDATED INFORMATION ON FINANCIAL STRUCTURE AND RISK MANAGEMENT
(Continued)**

I. Explanations Related to Consolidated Equity (Continued)

Information on Consolidated Equity Items (Continued):

Remaining Mortgage Servicing Rights	-
Net Deferred Tax Assets arising from Temporary Differences	-
Limits for Provisions Used in Tier II Capital Calculation	-
General Loan Provisions for Exposures in Standard Approach (before limit of one hundred and twenty five per ten thousand)	671.686
General Loan Provisions for Exposures in Standard Approach Limited by 1.25% of Risk Weighted Assets	671.686
Total Loan Provision that Exceeds Total Expected Loss Calculated According to Communiqué on Calculation of Credit Risk by Internal Ratings Based Approach	228.692
Total Loan Provision that Exceeds Total Expected Loss Calculated According to Communiqué on Calculation of Credit Risk by Internal Ratings Based Approach, Limited by 0.6% Risk Weighted Assets	-
Debt Instruments Covered by Temporary Article 4	-
(Effective between 1.1.2018-1.1.2022)	-
Upper Limit for Additional Tier I Capital Items subject to Temporary Article 4	-
Amount of Additional Tier I Capital Items Subject to Temporary Article 4 that Exceeds Upper Limit	-
Upper Limit for Additional Tier II Capital Items subject to Temporary Article 4	-
Amount of Additional Tier II Capital Items Subject to Temporary Article 4 that Exceeds Upper Limit	-

SECTION FOUR (Continued)

**CONSOLIDATED INFORMATION ON FINANCIAL STRUCTURE AND RISK MANAGEMENT
(Continued)**

I. Explanations Related to Consolidated Equity (Continued)

Information on Consolidated Equity Items (Continued):

Prior Period (31.12.2022)	Amount
Common Equity Tier I Capital	
Paid-in Capital to be Entitled for Compensation after All Creditors	2.706.074
Share Premium	4.038
Reserves	2.279.128
Other Comprehensive Income according to TAS	231.407
Profit	1.700.398
Net profit for the period	1.700.398
Retained Earnings	-
Bonus Shares from Associates, Affiliates and Joint-Ventures not Accounted in Current Period's Profit	1.467
Minority shares	-
Common Equity Tier I Capital Before Deductions	6.922.512
Deductions from Common Equity Tier I Capital	
Valuation adjustments calculated as per the article 9. (i) of the Regulation on Bank Capital	-
Current and Prior Periods' Losses not Covered by Reserves, and Losses Accounted under Equity according to TAS	18.975
Leasehold Improvements on Operational Leases	3.465
Goodwill Netted with Deferred Tax Liabilities	-
Other Intangible Assets Netted with Deferred Tax Liabilities Except Mortgage Servicing Rights	21.673
Net Deferred Tax Asset/Liability	-
Differences arise when assets and liabilities not held at fair value, are subjected to cash flow hedge accounting	-
Total credit losses that exceed total expected loss calculated according to the Regulation on Calculation of Credit Risk by Internal Ratings Based Approach	-
Securitization gains	-
Unrealized gains and losses from changes in bank's liabilities' fair values due to changes in creditworthiness	-
Net amount of defined benefit plans	-
Direct and Indirect Investments of the Bank on its own Tier I Capital (-)	-
Shares Obtained against Article 56, Paragraph 4 of the Banking Law (-)	-
Total of Net Long Positions of the Investments in Equity Items of Consolidated Banks and Financial Institutions where the Bank Owns 10% or less of the Issued Share Capital Exceeding the 10% Threshold of above Tier I Capital (-)	-

SECTION FOUR (Continued)

**CONSOLIDATED INFORMATION ON FINANCIAL STRUCTURE AND RISK MANAGEMENT
(Continued)**

I. Explanations Related to Consolidated Equity (Continued)

Information on Consolidated Equity Items (Continued):

Total of Net Long Positions of the Investments in Equity Items of Consolidated Banks and Financial Institutions where the Bank Owns 10% or more of the Issued Share Capital Exceeding the 10% Threshold of above Tier I Capital (-)	-
Mortgage Servicing Rights Exceeding the 10% Threshold of Tier I Capital (-)	-
Net Deferred Tax Assets arising from Temporary Differences Exceeding the 10% Threshold of Tier I Capital (-)	-
Amount Exceeding the 15% Threshold of Tier I Capital as per the Article 2, Clause 2 of the Regulation on Measurement and Assessment of Capital Adequacy Ratios of Banks (-)	-
The Portion of Net Long Position of the Investments in Equity Items of Consolidated Banks and Financial Institutions where the Bank Owns 10% or more of the Issued Share Capital not deducted from Tier I Capital (-)	-
Mortgage Servicing Rights not deducted (-)	-
Excess Amount arising from Deferred Tax Assets from Temporary Differences (-)	169.179
Other items to be Defined by the BRSA (-)	-
Deductions from Tier I Capital in cases where there are no adequate Additional Tier I or Tier II Capitals (-)	-
Total Deductions From Common Equity Tier I Capital	213.292
Total Common Equity Tier I Capital	6.709.220
ADDITIONAL TIER 1 CAPITAL	
Preferred Stock not Included in Common Equity Tier I Capital and the Related Share Premiums	-
Debt Instruments and the Related Issuance Premiums Defined by the BRSA	4.486.455
Debt Instruments and the Related Issuance Premiums Defined by the BRSA (Covered by Temporary Article 4)	-
Shares of third parties in additional Tier 1 capital	
Shares of third parties in the additional tier capital (within the scope of Provisional Article 3)	
Additional Tier 1 Capital Before Deductions	4.486.455
Deductions From Additional Tier 1 Capital	-
Direct and Indirect Investments of the Bank on its own Additional Tier I Capital (-)	-
Total of Net Long Positions of the Investments in Equity Items of Consolidated Banks and Financial Institutions where the Bank Owns 10% or less of the Issued Share Capital Exceeding the 10% Threshold of above Tier I Capital (-)	-
Portion of the total of net long positions of investments made in equity items of banks and financial institutions outside the scope of consolidation where the Bank owns 10% or less of the issued common share capital exceeding 10% of Common Equity of the Bank	-
The Total of Net Long Position of the Direct or Indirect Investments in Additional Tier I Capital of Consolidated Banks and Financial Institutions where the Bank Owns more than 10% of the Issued Share Capital	-
Other items to be defined by the BRSA	-
Items to be Deducted from Tier I Capital during the Transition Period	-
Goodwill and Other Intangible Assets and Related Deferred Taxes not deducted from Tier I Capital as per the Temporary Article 2, Clause 1 of the Regulation on Measurement and Assessment of Capital Adequacy Ratios of Banks (-)	-
Net Deferred Tax Asset/Liability not deducted from Tier I Capital as per the Temporary Article 2, Clause 1 of the Regulation on Measurement and Assessment of Capital Adequacy Ratios of Banks (-)	-

SECTION FOUR (Continued)

**CONSOLIDATED INFORMATION ON FINANCIAL STRUCTURE AND
RISK MANAGEMENT(Continued)**

I. Explanations Related to Consolidated Equity (Continued)

Information on Consolidated Equity Items (Continued):

Deduction from Additional Tier I Capital when there is not enough Tier II Capital (-)	-
Total Deductions from Additional Tier I Capital	-
Total Additional Tier I Capital	4.486.455
Total Tier I Capital (Tier I Capital= Common Equity Tier I Capital + Additional Tier I Capital)	11.195.675
TIER II CAPITAL	
Debt Instruments and the Related Issuance Premiums Defined by the BRSA	1.117.460
Debt Instruments and the Related Issuance Premiums Defined by the BRSA (Covered by Temporary Article 4)	-
Shares of third parties in the contribution capital	
Shares of third parties in the contribution capital (within the scope of Temporary Article 3)	
Provisions (Amounts explained in the first paragraph of the article 8 of the Regulation on Bank Capital)	612.600
Total Deductions from Tier II Capital	1.730.060
Deductions from Tier II Capital	-
Direct and Indirect Investments of the Bank on its own Tier II Capital (-)	-
Investments in Equity Instruments Issued by Banks and Financial Institutions Invested in Bank's Tier II Capital and Having Conditions Stated in the Article 8 of the Regulation	-
Total of Net Long Positions of the Investments in Equity Items of Non-Consolidated Banks and Financial Institutions where the Bank owns 10% or less of the Issued Share Capital Exceeding the 10% Threshold of above Tier I Capital (-)	-
The Total of Net Long Position of the Direct or Indirect Investments in Additional Tier I Capital and Tier II Capital of Consolidated Banks and Financial Institutions where the Bank Owns 10% or more of the Issued Share Capital Exceeding the 10% Threshold of Tier I Capital (-)	-
Other items to be defined by the BRSA (-)	-
Total Deductions from Tier II Capital	-
Total Tier II Capital	1.730.060
Total Equity (Total Tier I and Tier II Capital)	12.925.735
Total Tier I Capital and Tier II Capital (Total Equity)	
Loans Granted against the Articles 50 and 51 of the Banking Law	-
Net Book Values of Movables and Immovable Exceeding the Limit Defined in the Article 57, Clause 1 of the Banking Law and the Assets Acquired against Overdue Receivables and Held for Sale but Retained more than Five Years	-
Other items to be Defined by the BRSA	-
Items to be Deducted from the Sum of Tier I and Tier II Capital (Capital) During the Transition Period	231.407
The Portion of Total of Net Long Positions of the Investments in Equity Items of Consolidated Banks and Financial Institutions where the Bank Owns 10% or less of the Issued Share Capital Exceeding the 10% Threshold of above Tier I Capital not deducted from Tier I Capital, Additional Tier I Capital or Tier II Capital as per the Temporary Article 2, Clause 1 of the Regulation	-
The Portion of Total of Net Long Positions of the Investments in Equity Items of Consolidated Banks and Financial Institutions where the Bank Owns more than 10% of the Issued Share Capital Exceeding the 10% Threshold of above Tier I Capital not deducted from Additional Tier I Capital or Tier II Capital as per the Temporary Article 2, Clause 1 of the Regulation	-
The Portion of Net Long Position of the Investments in Equity Items of Consolidated Banks and Financial Institutions where the Bank Owns 10% or more of the Issued Share Capital, of the Net Deferred Tax Assets arising from Temporary Differences and of the Mortgage Servicing Rights not deducted from Tier I Capital as per the Temporary Article 2, Clause 2, Paragraph (1) and (2) and Temporary Article 2, Clause 1 of the Regulation	-

SECTION FOUR (Continued)

**CONSOLIDATED INFORMATION ON FINANCIAL STRUCTURE AND RISK MANAGEMENT
(Continued)**

I. Explanations on Consolidated Equity (Continued)

Information on Consolidated Equity Items (Continued):

CAPITAL	
Total Capital (Total of Tier I Capital and Tier II Capital)	12.925.735
Total Risk Weighted Assets	77.598.352
CAPITAL ADEQUACY RATIOS	
Consolidated CET1 Capital Ratio (%)	8,65
Consolidated Tier I Capital Ratio (%)	14,43
Capital Adequacy Ratio (%)	16,66
BUFFERS	
Bank-specific total CET1 Capital Ratio	2,5
Capital Conservation Buffer Ratio (%)	2,5
Bank-specific Counter-Cyclical Capital Buffer Ratio (%)	-
Systemic significant bank buffer ratio (%)	-
Additional CET1 Capital Over Total Risk Weighted Assets Ratio Calculated According to the Article 4 of Capital Conservation and Counter-Cyclical Capital Buffers Regulation	-
Amounts Lower Than Excesses as per Deduction Rules	-
Remaining Total of Net Long Positions of the Investments in Equity Items of Consolidated Banks and Financial Institutions where the Bank Owns 10% or less of the Issued Share Capital	-
Remaining Total of Net Long Positions of the Investments in Tier I Capital of Consolidated Banks and Financial Institutions where the Bank Owns more than 10% or less of the Issued Share Capital	-
Remaining Mortgage Servicing Rights	-
Net Deferred Tax Assets arising from Temporary Differences	-
Limits for Provisions Used in Tier II Capital Calculation	-
General Loan Provisions for Exposures in Standard Approach (before limit of one hundred and twenty five per ten thousand)	612.600
General Loan Provisions for Exposures in Standard Approach Limited by 1.25% of Risk Weighted Assets	612.600
Total Loan Provision that Exceeds Total Expected Loss Calculated According to Communiqué on Calculation of Credit Risk by Internal Ratings Based Approach	222.776
Total Loan Provision that Exceeds Total Expected Loss Calculated According to Communiqué on Calculation of Credit Risk by Internal Ratings Based Approach, Limited by 0.6% Risk Weighted Assets	-
Debt Instruments Covered by Temporary Article 4 (Effective between 1.1.2018-1.1.2022)	-
Upper Limit for Additional Tier I Capital Items subject to Temporary Article 4	-
Amount of Additional Tier I Capital Items Subject to Temporary Article 4 that Exceeds Upper Limit	-
Upper Limit for Additional Tier II Capital Items subject to Temporary Article 4	-
Amount of Additional Tier II Capital Items Subject to Temporary Article 4 that Exceeds Upper Limit	-

SECTION FOUR (Continued)

**CONSOLIDATED INFORMATION ON FINANCIAL STRUCTURE AND RISK MANAGEMENT
(Continued)**

I. Explanations Related to Consolidated Equity (Continued)

Explanations on the reconciliation of consolidated capital items to balance sheet:

Current Period (31.03.2023)	Balance Sheet Value	Amount of Adjustment	Value at Capital Report
1.Paid-in-Capital	2.500.000	206.074	2.706.074
2.Capital Reserves	210.112	(206.074)	4.038
2.1. Share Premium	4.038	-	4.038
2.2. Share Cancellation Profits	-	-	-
2.3. Other Capital Reserves	206.074	(206.074)	-
3.Accumulated Other Comprehensive Income or Loss that will not be Reclassified to Profit or Loss	(506)	-	(506)
4. Accumulated Other Comprehensive Income or Loss that will be Reclassified to Profit or Loss	160.194	71.245	231.439
5.Profit Reserves	2.278.404	-	2.278.404
6.Profit or Loss	2.361.147	-	2.361.147
6.1. Prior Periods' Profit or (Loss)	1.701.094	-	1.701.094
6.2. Current Period Profit or (Loss)	660.053	-	660.053
Deductions from Common Equity Tier I Capital (-)	-	(221.574)	(221.574)
Common Equity Tier I Capital	7.509.351	(150.329)	7.359.022
Subordinated Loans	-	4.635.360	4.635.360
Deductions from Tier I capital (-)	-	-	-
Tier I Capital	7.509.351	4.485.031	11.994.382
Subordinated Loans	-	1.173.177	1.173.177
General Provisions	-	671.686	671.686
Deductions from Tier II capital (-)	-	-	-
Tier II Capital	-	1.844.863	1.844.863
Deductions from Total Capital (-)	-	-	-
Total	7.509.351	6.329.894	13.839.245

SECTION FOUR (Continued)

**CONSOLIDATED INFORMATION ON FINANCIAL STRUCTURE AND RISK MANAGEMENT
(Continued)**

I. Explanations Related to Consolidated Equity (Continued):

Explanations on the reconciliation of consolidated capital items to balance sheet (Continued):

Prior Period (31.12.2022)	Balance Sheet Value	Amount of Adjustment	Value at Capital Report
1.Paid-in-Capital	2.500.000	206.074	2.706.074
2.Capital Reserves	210.112	(206.074)	4.038
2.1. Share Premium	4.038	-	4.038
2.2. Share Cancellation Profits	-	-	-
2.3. Other Capital Reserves	206.074	(206.074)	-
3.Accumulated Other Comprehensive Income or Loss that will not be Reclassified to Profit or Loss	(506)	-	(506)
4. Accumulated Other Comprehensive Income or Loss that will be Reclassified to Profit or Loss	164.608	68.266	232.874
5.Profit Reserves	2.277.957	1.171	2.279.128
6.Profit or Loss	1.701.569	(1.171)	1.700.398
6.1. Prior Periods' Profit or (Loss)	1.171	(1.171)	-
6.2. Current Period Profit or (Loss)	1.700.398	-	1.700.398
Deductions from Common Equity Tier I Capital (-)	-	(212.786)	(212.786)
Common Equity Tier I Capital	6.853.740	(144.520)	6.709.220
Subordinated Loans	-	4.486.455	4.486.455
Deductions from Tier I capital (-)	-	-	-
Tier I Capital	6.853.740	4.341.935	11.195.675
Subordinated Loans	-	1.117.460	1.117.460
General Provisions	-	612.600	612.600
Deductions from Tier II capital (-)	-	-	-
Tier II Capital	-	1.730.060	1.730.060
Deductions from Total Capital (-)	-	-	-
Total	6.853.740	6.071.995	12.925.735

SECTION FOUR (Continued)

**CONSOLIDATED INFORMATION ON FINANCIAL STRUCTURE AND RISK MANAGEMENT
(Continued)**

I. Explanations Related to Consolidated Equity (Continued):

Information on borrowing instruments to be included in the consolidated equity calculation:

Current Period (31.03.2023)	
Issuer-Loan supplier	Bank / Republic of Turkey Ministry of Treasury and Finance
Identifier (CUSIP, ISIN etc.)	-
Governing law (s) of the instrument	BRSA
Regulatory treatment	
Subject to 10% deduction as of 1/1/2015	No
Eligible on unconsolidated and /or consolidated basis	Unconsolidated and Consolidated
Instrument type	Loan
Amount recognized in regulatory capital (Currency in TL million, as of most recent reporting date)	1.173
Nominal value of instrument (TL million)	1.173
Accounting classification of the instrument	Liabilities Subordinated Loan
Original date of issuance	31.12.2018
Maturity structure of the instrument (perpetual/dated)	Perpetual
Starting maturity of the instrument	-
Issuer call subject to prior supervisory (BRSA) approval	Yes
Call option dates, conditioned call dates and call amount	-
Subsequent call dates, if applicable	-
Interest / dividend payments	
Fixed or floating coupon/dividend payments	-
Interest rate and related index value	-
Existence of any dividend payment restriction	-
Fully discretionary, partially discretionary or mandatory	-
Existence of step up or other incentive to redeem	-
Noncumulative or cumulative	-
Convertible into equity shares	
If convertible, conversion trigger(s)	-
If convertible, fully or partially	-
If convertible, conversion rate	-
If convertible, mandatory or optional conversion	-
If convertible, type of instrument convertible into	-
If convertible, issuer of instrument to be converted into	-
Write-down feature	
If bonds can be written down, write down trigger(s)	-
If bond can be written-down, full or partial	-
If bond can be written-down, permanent or temporary	-
If temporary write-down, description of write-up mechanism	-
Position in subordination hierarchy in case of liquidation (instrument type immediately senior to the instrument)	After borrowings, before the additional capital, same as Tier II Capital
In compliance with article number 7 and 8 of Regulation on Bank Capital	Complies with the requirements of Article 8 of the Regulation on Equity of Banks.
Details of incompliances with article number 7 and 8 of Regulation on Bank Capital	Complies with the requirements of Article 8 of the Regulation on Equity of Banks.

SECTION FOUR (Continued)

**CONSOLIDATED INFORMATION ON FINANCIAL STRUCTURE AND RISK MANAGEMENT
(Continued)**

I. Explanations Related to Consolidated Equity (Continued):

**Information on borrowing instruments to be included in the consolidated equity calculation
(Continued):**

Prior Period (31.12.2022)	
Issuer-Loan supplier	Bank / Republic of Turkey Ministry of Treasury and Finance
Identifier (CUSIP, ISIN etc.)	-
Governing law (s) of the instrument	BRSA
Regulatory treatment	
Subject to 10% deduction as of 1/1/2015	No
Eligible on unconsolidated and /or consolidated basis	Unconsolidated and Consolidated
Instrument type	Loan
Amount recognized in regulatory capital (Currency in TL million, as of most recent reporting date)	1.117
Nominal value of instrument (TL million)	1.117
Accounting classification of the instrument	Liabilities Subordinated Loan
Original date of issuance	31.12.2018
Maturity structure of the instrument (perpetual/dated)	Perpetual
Starting maturity of the instrument	-
Issuer call subject to prior supervisory (BRSA) approval	Yes
Call option dates, conditioned call dates and call amount	-
Subsequent call dates, if applicable	-
Interest / dividend payments	
Fixed or floating coupon/dividend payments	-
Interest rate and related index value	-
Existence of any dividend payment restriction	-
Fully discretionary, partially discretionary or mandatory	-
Existence of step up or other incentive to redeem	-
Noncumulative or cumulative	-
Convertible into equity shares	
If convertible, conversion trigger (s)	-
If convertible, fully or partially	-
If convertible, conversion rate	-
If convertible, mandatory or optional conversion	-
If convertible, type of instrument convertible into	-
If convertible, issuer of instrument to be converted into	-
Write-down feature	
If bonds can be written-down, write-down trigger(s)	-
If bond can be written-down, full or partial	-
If bond can be written-down, permanent or temporary	-
If temporary write-down, description of write-up mechanism	-
Position in subordination hierarchy in case of liquidation (instrument type immediately senior to the instrument)	After borrowings, before the additional capital, same as Tier II Capital
In compliance with article number 7 and 8 of Regulation on Bank Capital	Complies with the requirements of Article 8 of the Regulation on Equity of Banks.
Details of incompliances with article number 7 and 8 of Regulation on Bank Capital	Complies with the requirements of Article 8 of the Regulation on Equity of Banks.

SECTION FOUR (Continued)

**CONSOLIDATED INFORMATION ON FINANCIAL STRUCTURE AND RISK MANAGEMENT
(Continued)**

I. Explanations Related to Consolidated Equity (Continued):

Information on borrowing instruments to be included in the equity calculation (Continued):

Current Period (31.03.2023)	
Issuer-Loan supplier	Bank / TWF
Identifier (CUSIP, ISIN etc.)	-
Governing law (s) of the instrument	BRSA
Regulatory treatment	
Subject to 10% deduction as of 1/1/2015	No
Eligible on unconsolidated and /or consolidated basis	Unconsolidated and Consolidated
Instrument type	Loan
Amount recognized in regulatory capital (Currency in TL million, as of most recent reporting date)	3.135
Nominal value of instrument (TL million)	3.135
Accounting classification of the instrument	Liabilities Subordinated Loan
Original date of issuance	24.04.2019
Maturity structure of the instrument (perpetual/dated)	Perpetual
Starting maturity of the instrument	-
Issuer call subject to prior supervisory (BRSA) approval	Yes
Call option dates, conditioned call dates and call amount	25.04.2024 (There is an early payment option after the 5th year)
Subsequent call dates, if applicable	-
Interest / dividend payments	
Fixed or floating coupon/dividend payments	Fixed Interest
Interest rate and related index value	5,08
Existence of any dividend payment restriction	-
Fully discretionary, partially discretionary or mandatory	-
Existence of step up or other incentive to redeem	-
Noncumulative or cumulative	-
Convertible into equity shares	
If convertible, conversion trigger (s)	-
If convertible, fully or partially	-
If convertible, conversion rate	-
If convertible, mandatory or optional conversion	-
If convertible, type of instrument convertible into	-
If convertible, issuer of instrument to be converted into	-
Write-down feature	
If bonds can be written-down, write-down trigger(s)	-
If bond can be written-down, full or partial	-
If bond can be written-down, permanent or temporary	-
If temporary write-down, description of write-up mechanism	-
Position in subordination hierarchy in case of liquidation (instrument type immediately senior to the instrument)	After senior creditors and Tier II Capital
In compliance with article number 7 and 8 of Regulation on Bank Capital	Complies with the requirements of Article 7 of the Regulation on Equity of Banks.
Details of incompliances with article number 7 and 8 of Regulation on Bank Capital	Complies with the requirements of Article 7 of the Regulation on Equity of Banks.

SECTION FOUR (Continued)

**CONSOLIDATED INFORMATION ON FINANCIAL STRUCTURE AND RISK MANAGEMENT
(Continued)**

I. Explanations Related to Consolidated Equity (Continued):

Information on borrowing instruments to be included in the equity calculation (Continued):

Prior Period (31.12.2022)	
Issuer- Loan supplier	Bank / TWF
Identifier (CUSIP, ISIN etc.)	-
Governing law (s) of the instrument	BRSA
Regulatory treatment	
Subject to 10% deduction as of 1/1/2015	No
Eligible on unconsolidated and /or consolidated basis	Unconsolidated and Consolidated
Instrument type	Loan
Amount recognized in regulatory capital (Currency in TL million, as of most recent reporting date)	2.986
Nominal value of instrument (TL million)	2.986
Accounting classification of the instrument	Liabilities Subordinated Loan
Original date of issuance	24.04.2019
Maturity structure of the instrument (perpetual/dated)	Perpetual
Starting maturity of the instrument	-
Issuer call subject to prior supervisory (BRSA) approval	Yes
Call option dates, conditioned call dates and call amount	25.04.2024 (There is an early payment option after the 5th year)
Subsequent call dates, if applicable	-
Interest / dividend payments	
Fixed or floating coupon/dividend payments	Fixed Interest
Interest rate and related index value	5,08
Existence of any dividend payment restriction	-
Fully discretionary, partially discretionary or mandatory	-
Existence of step up or other incentive to redeem	-
Noncumulative or cumulative	-
Convertible into equity shares	
If convertible, conversion trigger (s)	-
If convertible, fully or partially	-
If convertible, conversion rate	-
If convertible, mandatory or optional conversion	-
If convertible, type of instrument convertible into	-
If convertible, issuer of instrument to be converted into	-
Write-down feature	
If bonds can be written-down, write-down trigger(s)	-
If bond can be written-down, full or partial	-
If bond can be written-down, permanent or temporary	-
If temporary write-down, description of write-up mechanism	-
Position in subordination hierarchy in case of liquidation (instrument type immediately senior to the instrument)	After senior creditors and Tier II Capital
In compliance with article number 7 and 8 of Regulation on Bank Capital	Complies with the requirements of Article 7 of the Regulation on Equity of Banks.
Details of incompliances with article number 7 and 8 of Regulation on Bank Capital	Complies with the requirements of Article 7 of the Regulation on Equity of Banks.

SECTION FOUR (Continued)

**CONSOLIDATED INFORMATION ON FINANCIAL STRUCTURE AND RISK MANAGEMENT
(Continued)**

I. Explanations Related to Consolidated Equity (Continued):

Information on borrowing instruments to be included in the equity calculation (Continued):

Current Period (31.03.2023)	
Issuer	Bank / TWF
Identifier (CUSIP, ISIN etc.)	-
Governing law (s) of the instrument	BRSA
Regulatory treatment	
Subject to 10% deduction as of 1/1/2015	No
Eligible on unconsolidated and /or consolidated basis	Unconsolidated and Consolidated
Instrument type	Loan
Amount recognized in regulatory capital (Currency in TL million, as of most recent reporting date)	1.500 (in 3 tranches)
Nominal value of instrument (TL million)	1.500 (in 3 tranches)
Accounting classification of the instrument	Liabilities Subordinated Loan
Original date of issuance	09.03.2022
Maturity structure of the instrument (perpetual/dated)	Perpetual
Starting maturity of the instrument	-
Issuer call subject to prior supervisory (BRSA) approval	Yes
Call option dates, conditioned call dates and call amount	11-12-13 years at the earliest in tranches
Subsequent call dates, if applicable	-
Interest / dividend payments	
Fixed or floating coupon/dividend payments	Variable interest rate
Interest rate and related index value	0% Real interest rate and CPI indexed
Existence of any dividend payment restriction	-
Fully discretionary, partially discretionary or mandatory	-
Existence of step up or other incentive to redeem	-
Noncumulative or cumulative	-
Convertible into equity shares	
If convertible, conversion trigger (s)	-
If convertible, fully or partially	-
If convertible, conversion rate	-
If convertible, mandatory or optional conversion	-
If convertible, type of instrument convertible into	-
If convertible, issuer of instrument to be converted into	-
Write-down feature	
If bonds can be written-down, write-down trigger(s)	-
If bond can be written-down, full or partial	-
If bond can be written-down, permanent or temporary	-
If temporary write-down, description of write-up mechanism	-
Position in subordination hierarchy in case of liquidation (instrument type immediately senior to the instrument)	After senior creditors and Tier II Capital
In compliance with article number 7 and 8 of Regulation on Bank Capital	Complies with the requirements of Article 7 of the Regulation on Equity of Banks.
Details of incompliances with article number 7 and 8 of Regulation on Bank Capital	Complies with the requirements of Article 7 of the Regulation on Equity of Banks.

SECTION FOUR (Continued)

INFORMATION ON FINANCIAL STRUCTURE (Continued)

I. Explanations on Equity (Continued):

Information on borrowing instruments to be included in the equity calculation (Continued):

Prior Period (31.12.2022)	
Issuer-Loan supplier	Bank / TWF
Identifier (CUSIP, ISIN etc.)	-
Governing law (s) of the instrument	BRSA
Regulatory treatment	
Subject to 10% deduction as of 1/1/2015	No
Eligible on unconsolidated and /or consolidated basis	Unconsolidated and Consolidated
Instrument type	Loan
Amount recognized in regulatory capital (Currency in TL million, as of most recent reporting date)	1.500 (in 3 tranches)
Nominal value of instrument (TL million)	1.500 (in 3 tranches)
Accounting classification of the instrument	Liabilities
Original date of issuance	Subordinated Loan
Maturity structure of the instrument (perpetual/dated)	09.03.2022
Starting maturity of the instrument	Perpetual
Issuer call subject to prior supervisory (BRSA) approval	-
Call option dates, conditioned call dates and call amount	Yes
Subsequent call dates, if applicable	11-12-13 years at the earliest in tranches
Interest / dividend payments	
Fixed or floating coupon/dividend payments	-
Interest rate and related index value	Variable interest rate
Existence of any dividend payment restriction	0% Real interest rate and CPI indexed
Fully discretionary, partially discretionary or mandatory	-
Existence of step up or other incentive to redeem	-
Noncumulative or cumulative	-
Convertible into equity shares	
If convertible, conversion trigger (s)	-
If convertible, fully or partially	-
If convertible, conversion rate	-
If convertible, mandatory or optional conversion	-
If convertible, type of instrument convertible into	-
If convertible, issuer of instrument to be converted into	-
Write-down feature	
If bonds can be written-down, write-down trigger(s)	-
If bond can be written-down, full or partial	-
If bond can be written-down, permanent or temporary	-
If temporary write-down, description of write-up mechanism	-
Position in subordination hierarchy in case of liquidation (instrument type immediately senior to the instrument)	After senior creditors and Tier II Capital
In compliance with article number 7 and 8 of Regulation on Bank Capital	Complies with the requirements of Article 7 of the Regulation on Equity of Banks.
Details of incompliances with article number 7 and 8 of Regulation on Bank Capital	Complies with the requirements of Article 7 of the Regulation on Equity of Banks.

SECTION FOUR (Continued)

**CONSOLIDATED INFORMATION ON FINANCIAL STRUCTURE AND RISK MANAGEMENT
(Continued)**

II. Explanations Related to Consolidated Currency Risk :

The Parent Bank is exposed to currency risk because of inconsistency of the foreign currency denominated asset and liability balances with respect to the transactions made in foreign currencies.

The currency risk management policy of the Bank is defined as, keeping the “Foreign Currency Net General Position / Equity Standard” ratio within the legal boundaries with respect to the economic matters, trends in the market and financial position of the Parent Bank. By keeping up with this main goal and with respect to asset and liability management, foreign currency denominated assets are appreciated with the most favorable interest rates in the foreign currency market.

Currency risk is calculated within the scope of the standard method used for legal reporting.

Besides, the exchange rate risk faced by the Parent Bank daily is determined by preparing the foreign currency balance sheet by covering individual positions. Proforma foreign currency balance sheets are used for the measurement of the future exchange rate risks (including foreign currency-indexed assets and liabilities).

The Parent Bank has no hedging derivative instruments for foreign currency denominated borrowings and net foreign currency investments.

A non-speculative foreign exchange position management policy is followed in order to limit the exposure of the currency risk. In this respect, distribution of foreign currency denominated on balance sheet and off-balance sheet items are considered.

In order to reduce the risk of foreign exchange rate fluctuations affecting the financial structure of the Bank, the risk of foreign exchange rate of the Parent Bank is determined based on the Foreign Currency Net General Position / Equity ratio determined by the BRSA. The limit of the ratio has been changed to 10% effective from the decision date, as of the BRSA’s decision dated 9 March 2023 and numbered 10534.

The foreign exchange buying rates of the Parent Bank as of the date of the financial statements and the last five business days prior to that date are as follows:

<u>Date</u>	<u>USD</u>	<u>EURO</u>	<u>100 JPY</u>
31/03/2023	19,1712	20,9024	14,4634
30/03/2023	19,1383	20,7421	14,5053
29/03/2023	19,1057	20,6819	14,6124
28/03/2023	19,0868	20,6405	14,6281
27/03/2023	19,0722	20,5122	14,6630

The simple arithmetic average of the last thirty-day rates as of 31 March 2023; USD: TL 18,9706, Euro: TL 20,2934, 100 JPY: TL 14,2293.

SECTION FOUR (Continued)

CONSOLIDATED INFORMATION ON FINANCIAL STRUCTURE AND RISK MANAGEMENT (Continued)

II. Explanations Related to Consolidated Currency Risk (Continued):

Information on the currency risk of the Parent Bank:

Current Period (31.03.2023)	EURO	USD	Other FC^(*)	Total
Assets				
Cash (cash in vault, effectives, money in transit, cheques purchased) and balances with the Central Bank of the Republic of Turkey	-	-	-	-
Banks	728.643	155.912	1.729	886.284
Financial assets measured at fair value through profit and loss	132.033	28.757	-	160.790
Money market placements	-	-	-	-
Financial assets measured at fair value through other comprehensive income	2.588.140	2.963.665	-	5.551.805
Loans	16.524.058	35.524.620	-	52.048.678
Subsidiaries, associates and jointly controlled entities (joint ventures)	-	-	-	-
Financial assets measured at amortised cost	4.276.307	-	-	4.276.307
Derivative financial assets for hedging purposes	-	-	-	-
Tangible assets	-	-	-	-
Intangible assets	-	-	-	-
Other assets	23.101	82.745	-	105.846
Total assets	24.272.282	38.755.699	1.729	63.029.710

Liabilities				
Interbank deposits	-	-	-	-
Foreign currency deposits	-	-	-	-
Money market borrowings	-	-	-	-
Funds provided from other financial institutions	16.766.266	41.948.969	-	58.715.235
Securities issued	2.093.466	-	-	2.093.466
Marketable securities issued	4.919.465	-	-	4.919.465
Sundry creditors	24.286	433.468	-	457.754
Derivative financial liabilities for hedging purposes	-	-	-	-
Other liabilities	266.480	1.336.397	-	1.602.877
Total liabilities	24.069.963	43.718.834	-	67.788.797

Net balance sheet position	202.319	(4.963.135)	1.729	(4.759.087)
Net off-balance sheet position	(437.905)	5.329.394	-	4.891.489
Assets on derivative instruments	83.610	8.876.066	-	8.959.676
Liabilities on derivative instruments	(521.515)	(3.546.672)	-	(4.068.187)
Non-cash loans	1.403.563	1.618.122	-	3.021.685

Prior Period (31.12.2022)				
Total assets	22.765.983	37.538.871	1.275	60.306.129
Total liabilities	22.341.959	41.268.818	45	63.610.822
Net balance sheet position	424.024	(3.729.947)	1.230	(3.304.693)
Net off-balance sheet position	(206.065)	3.756.486	-	3.550.421
Assets on derivative instruments	1.473.318	7.161.779	-	8.635.097
Liabilities on derivative instruments	(1.679.383)	(3.405.293)	-	(5.084.676)
Non-cash loans	1.341.516	1.627.527	-	2.969.043

(*) The foreign currencies presented in the other FC column of assets comprise 32% GBP, 44% CHF and 24% JPY.

SECTION FOUR (Continued)

**CONSOLIDATED INFORMATION ON FINANCIAL STRUCTURE AND RISK MANAGEMENT
(Continued)**

III. Explanations Related to Consolidated Interest Rate Risk:

The interest rate risk indicates the probability of loss that the Parent Bank may incur due to the position of the financial instruments due to movements in the interest rates. Changes in interest rates affect the return on the assets and the cost of the liabilities. Interest rate risk arising from banking accounts, includes re-pricing risk, yield curve risk, base risk and option risk.

The interest rates determined by the market actors, especially the central banks, have a decisive role on the economic value of the Parent Bank's balance sheet and on the Parent Bank's income-loss balance. Sudden interest shocks in the market because the Parent Bank to open the gap between the applied interest rate of the revenue generating assets and the interest paid on the liabilities. The opening of this gap may cause the Parent Bank interest income to be adversely affected by fluctuations in market interest rates and may cause decrease in profitability of the Bank.

The Parent Bank's basic principle in the interest rate risk management policy is to avoid mismatch and provide alignment between loans disbursed with fixed and floating rate and funds provided with fixed and floating rate. Accordingly, interest rate, currency and maturity alignment are respected during the disbursement of loans funded by foreign long-term borrowings, which form the material part of the loan portfolio. Almost the entire loan portfolio is financed by floating rate borrowings, thus interest rate risk from changes in interest rates seems not probable for the loan portfolio because of the correlation provided between the sources and the uses and other loans in the portfolio are financed by the equity of the Parent Bank.

Within the framework of the Parent Bank's basic principle of interest rate risk policy, optimization of portfolio distribution in the management of interest-sensitive assets other than loans is provided by considering possible changes in duration of positions and current interest rate limits; by taking into account alternative return, limits of tolerable loss and risk. In this context, to measure the interest rate risk exposure of the Parent Bank, the effect of days to maturity and profit/loss are analyzed considering the scenarios of possible changes in interest rates for securities portfolio. Alternatives for compensation of probable losses that may arise as a result of fluctuations in interest rates are examined using different markets. Interest rate sensitivity analysis is also made for the positions besides securities portfolio.

There is no interest rate mismatch on loan portfolio as the main principle of interest rate adjustment on the source and disbursement side of the loan portfolio of the Parent Bank. For this reason, the Bank's credit portfolio does not carry any interest rate risk even if it is affected by market volatility. Interest rate-sensitive items on the Parent Bank's balance sheet are limited only to the size of the Financial Assets Measured at Fair Value Through Other Comprehensive Income within the liquid portfolio.

In order to minimize the possibility of unfavorable effects of market interest rate changes on the Parent Bank's financial position, risk limits are used for the management of interest rate risk. These limits are set by Asset-Liability Committee and approved by Board of Directors. The Parent Bank monitors and controls whether interest-sensitive assets are within the determined limits.

In order to minimize the likelihood that the change in market interest rates in the Parent Bank's securities portfolio management will cause adverse effects on the financial structure of the Parent Bank, limits have been set on the adjusted duration of the securities portfolio and the amount of daily loss that may arise from the securities portfolio.

SECTION FOUR (Continued)

**CONSOLIDATED INFORMATION ON FINANCIAL STRUCTURE AND RISK MANAGEMENT
(Continued)**

III. Explanations Related to Consolidated Interest Rate Risk (Continued):

Based on the statutory 20% rate of "The Ratio of Interest Rate Risk Due to Banking Book" determined by the BRSA to the measurement and evaluation of the interest rate risk by using standard shock method, arising from the on-balance sheet and off-balance sheet positions in the banking book within the scope of the interest rate limits of the Parent Bank, is determined with a more conservative approach.

Interest rate sensitivity of assets, liabilities and off-balance sheet items (based on days to repricing dates):

End of the Current Period (31.03.2023)	Up to 1 Month	1-3 Months	3-12 Months	1-5 Years	5 Years and Over	Non-Interest Bearing	Total
Assets							
Cash (cash in vault, effectives, money in transit, cheques purchased) and balances with the Central Bank of the Republic of Turkey ⁽¹⁾	-	-	-	-	-	1.363	1.363
Banks ⁽¹⁾	8.958.814	1.302	9.989	-	-	261.673	9.231.778
Financial assets measured at fair value through profit and loss	-	-	-	-	-	335.682	335.682
Money market placements	10.423.409	-	-	-	-	-	10.423.409
Financial assets measured at fair value through other comprehensive income ⁽³⁾	1.485.233	1.066.883	3.461.164	2.093.614	17.992	17.533	8.142.419
Loans ⁽²⁾	10.290.730	6.862.728	25.603.621	5.948.038	16.455.923	322.959	65.483.999
Financial assets measured at amortised cost	271.604	123.054	455.216	5.168.177	2.563.716	37	8.581.804
Other assets ⁽⁴⁾	80.581	-	-	-	-	446.772	527.353
Total Assets ⁽⁵⁾	31.510.371	8.053.967	29.529.990	13.209.829	19.037.631	1.386.019	102.727.807
Liabilities							
Interbank deposits	-	-	-	-	-	-	-
Other deposits	-	-	-	-	-	-	-
Money market borrowings	2.655.858	-	-	-	-	-	2.655.858
Sundry creditors	-	-	-	-	-	498.469	498.469
Marketable securities issued	-	-	2.309.278	-	-	-	2.309.278
Funds provided from other financial institutions	16.374.742	10.705.738	26.349.893	6.612.276	16.850.854	-	76.893.503
Other liabilities ⁽⁴⁾	179.521	-	-	3.746.288	2.554.670	13.890.220	20.370.699
Total Liabilities	19.210.121	10.705.738	28.659.171	10.358.564	19.405.524	14.388.689	102.727.807
Long position on balance sheet	12.300.250	-	870.819	2.851.265	-	-	16.022.334
Short position on balance sheet	-	(2.651.771)	-	-	(367.893)	(13.002.670)	(16.022.334)
Long position on off-balance sheet	-	24.704	2.996	526	-	-	28.226
Short position on off-balance sheet	-	-	-	-	-	-	-
Total Position	12.300.250	(2.627.067)	873.815	2.851.791	(367.893)	(13.002.670)	28.226

⁽¹⁾ Balances without maturity are shown in "Non-interest Bearing" column.

⁽²⁾ Net balance of non-performing loans is shown in "Non-interest Bearing" column.

⁽³⁾ Securities representing share in capital are shown in "Non-interest Bearing" column.

⁽⁴⁾ Deferred tax asset, shareholders' equity and other non-interest-bearing assets and liabilities are shown in "Non-Interest Bearing" column.

⁽⁵⁾ The expected credit losses for financial assets and other assets are reflected to the related items.

SECTION FOUR (Continued)

**CONSOLIDATED INFORMATION ON FINANCIAL STRUCTURE AND RISK MANAGEMENT
(Continued)**

III. Explanations Related to Consolidated Interest Rate Risk (Continued):

Interest rate sensitivity of assets, liabilities and off-balance sheet items (based on days to repricing dates):

End of the Prior Period (31.12.2022)	Up to 1 Month	1–3 Months	3–12 Months	1–5 Years	5 Years and Over	Non- Interest Bearing	Total
Assets							
Cash (cash in vault, effectives, money in transit, cheques purchased) and balances with the Central Bank of the Republic of Turkey ⁽¹⁾	-	-	-	-	-	835	835
Banks ⁽¹⁾	8.675.865	-	-	-	-	68.764	8.744.629
Financial assets measured at fair value through profit and loss	-	-	-	-	-	289.829	289.829
Money market placements	6.629.640	-	-	-	-	-	6.629.640
Financial assets measured at fair value through other comprehensive income ⁽³⁾	1.745.918	2.017.235	2.370.608	2.488.099	7.909	17.174	8.646.943
Loans ⁽²⁾	22.810.273	10.780.057	7.004.373	5.959.813	12.351.587	326.555	59.232.658
Financial assets measured at amortised cost	15.774	67.843	647.218	4.622.130	2.310.595	-	7.663.560
Other assets ⁽⁴⁾	31.094	-	-	-	-	460.608	491.702
Total Assets ⁽⁵⁾	39.908.564	12.865.135	10.022.199	13.070.042	14.670.091	1.163.765	91.699.796
Liabilities							
Interbank deposits	-	-	-	-	-	-	-
Other deposits	-	-	-	-	-	-	-
Money market borrowings	2.945.163	-	-	-	-	-	2.945.163
Sundry creditors	-	-	-	-	-	335.061	335.061
Marketable securities issued	103.023	-	2.018.433	-	-	-	2.121.456
Funds provided from other financial institutions	8.095.295	17.337.135	23.790.791	6.646.375	12.837.325	-	68.706.921
Other liabilities ⁽⁴⁾	245.608	-	-	3.528.830	2.301.046	11.515.711	17.591.195
Total Liabilities	11.389.089	17.337.135	25.809.224	10.175.205	15.138.371	11.850.772	91.699.796
Long position on balance sheet	28.519.475	-	-	2.894.837	-	-	31.414.312
Short position on balance sheet	-	(4.472.000)	(15.787.025)	-	(468.280)	(10.687.007)	(31.414.312)
Long position on off-balance sheet	8.811	167	2.215	-	-	-	11.193
Short position on off-balance sheet	-	-	-	-	-	-	-
Total Position	28.528.286	(4.471.833)	(15.784.810)	2.894.837	(468.280)	(10.687.007)	11.193

⁽¹⁾ Balances without maturity are shown in “Non-interest Bearing” column.

⁽²⁾ Net balance of non-performing loans is shown in “Non-interest Bearing” column.

⁽³⁾ Securities representing share in capital are shown in “Non-interest Bearing” column.

⁽⁴⁾ Deferred tax asset, shareholders’ equity, subordinated debt instruments and other non-interest-bearing assets and liabilities are shown in “Non-interest Bearing” column.

⁽⁵⁾ The expected credit losses for financial assets and other assets are reflected to the related items.

SECTION FOUR (Continued)

**CONSOLIDATED INFORMATION ON FINANCIAL STRUCTURE AND RISK MANAGEMENT
(Continued)**

III. Explanations Related to Consolidated Interest Rate Risk (Continued):

Average interest rates applied to monetary financial instruments (%):

End of the Current Period (31.03.2023)	EURO	USD	JPY	TL
Assets (*)				
Cash (Cash in vault, effectives, money in transit, cheques purchased) and balances with the Central Bank of the Republic of Turkey	-	-	-	-
Banks	4,42	-	-	27,63
Financial assets measured at fair value through profit and loss	-	-	-	-
Money market placements	-	-	-	17,83
Financial assets measured at fair value through other comprehensive income	3,86	6,66		20,07
Loans	5,85	8,07	-	10,56
Other financial assets measured at amortised cost(**)	5,11	-	-	50,78
Liabilities (*)				
Interbank deposits	-	-	-	-
Other deposits	-	-	-	-
Money market borrowings	-	-	-	9,91
Sundry creditors	-	-	-	-
Marketable securities issued	6,46	-	-	-
Funds accepted by development and investment banks	2,51	3,51	-	12,19
Funds provided from other financial institutions(***)	2,98	5,89	-	15,17

(*) Ratios shown in the table are calculated by using annual interest rates.

(**) The majority of the TL portfolio consists of CPI indexed securities.

(***) Funds from other financial institutions include subordinated loans.

End of the Prior Period (31.12.2022)	EURO	USD	JPY	TL
Assets (*)				
Cash (cash in vault, effectives, money in transit, cheques purchased) and balances with the Central Bank of the Republic of Turkey	-	-	-	-
Banks	3,41	4,58		25,94
Financial assets measured at fair value through profit and loss	-	-	-	-
Money market placements	-	-	-	14,26
Financial assets measured at fair value through other comprehensive income	3,77	6,31		24,16
Loans	5,20	7,41	-	11,34
Other financial assets measured at amortised cost (**)	5,11			49,34
Liabilities (*)				
Interbank deposits	-	-	-	-
Other deposits	-	-	-	-
Money market borrowings	-	-	-	10,10
Sundry creditors	-	-	-	-
Marketable securities issued	5,13	-	-	-
Funds accepted by development and investment banks	1,74	3,48	-	14,88
Funds provided from other financial institutions (***)	2,76	5,15	-	17,95

(*) Ratios shown in the table are calculated by using annual interest rates.

(**) The majority of the TL portfolio consists of CPI indexed securities.

(***) Funds from other financial institutions include subordinated loans.

SECTION FOUR (Continued)

CONSOLIDATED INFORMATION ON FINANCIAL STRUCTURE AND RISK MANAGEMENT (Continued)

IV. Explanations Related to Position Risk of Equity Securities:

None.

V. Explanations Related to Consolidated Liquidity Risk Management and Liquidity Coverage Ratio:

1. Explanations on Consolidated Liquidity Risk Management

The Parent Bank's liquidity management is managed by Treasury Department in coordination with related departments and the strategies constituted by Asset Liability Committee as part of "Risk Management Strategies, Policies and Application Principles" that is approved by the Board of Directors. The liquidity risk management as per the implementation principles are stated as follows:

Liquidity risk refers to the probability that the Parent Bank will incur the consequential loss that it cannot anticipate or face unforeseeable, all cash flow requirements without affecting the day-to-day operations or financial structure.

Liquidity risk also represents the possibility of loss due to the Parent Bank's inability of settling with market prices since the lack of depth and excessive fluctuations in the market.

The main policy of Liquidity Risk Management in the Parent Bank is to provide quality asset structure in which any liabilities can be fulfilled. Since the Parent Bank is specialized, its liquidity need is more predictable as compared to commercial banks and ensures cash flows provided for its liabilities more regularly.

The type, maturity structure and compliance of interest rates with assets and liabilities in the balance sheet, is assured within the framework of the Asset Liability Management Committee's decisions. The Parent Bank keeps liquidity ratios within risk limits as set out in legal legislation and follows regularly.

In order to manage liquidity risk, proforma cash flows are set on the basis of predictable data by evaluating the maturities of asset and liability structure. Proper placement of liquidity excess considering alternative gains and meeting liquidity needs with the most appropriate cost of funding is essential.

Additionally, monthly proforma cash flows and balance sheet durations regarding the fulfilment level of medium- and long-term liabilities are traced in order to determine early factors that generate risk.

Mainly for risk measurement and monitoring activities to determine the level of liquidity risk;

The liquidity risk of the Parent Bank is calculated by using "Liquidity Analysis Forms" in accordance with the format determined by the BRSA and reported to the BRSA on a weekly and daily basis.

Limits on liquidity risk are determined under; the legal limitations set out by the BRSA and the "Liquidity Emergency Plan Directive of the Bank". The Parent Bank's "Liquidity Emergency Plan Directive" came into force with the decision of the Board of Directors dated 21 December 2022 and numbered 2022-20-11/287. Situations that require the implementation of the Liquidity Emergency Plan are followed by indicators derived from bank-specific (internal) and financial market developments. The Liquidity Emergency Plan includes actions to ensure that the Parent Bank fulfills its obligations at its current level and to maintain liquidity at the level required by the Bank or to achieve liquidity at acceptable costs and to provide the necessary liquidity with the objective of protecting the Parent Bank's reputation.

In the liquidity risk management of the Parent Bank, the limitations within the scope of the relevant regulations of the BRSA and the internal risk limits determined within the framework of the Parent Bank's "Risk Management Strategies, Policies and Implementation Principles" and general market conditions are determinants. Therefore, units active in liquidity risk management, especially the Treasury Unit, act within these limitations.

SECTION FOUR (Continued)

CONSOLIDATED INFORMATION ON FINANCIAL STRUCTURE AND RISK MANAGEMENT (Continued)

V. Explanations Related to Consolidated Liquidity Risk Management and Liquidity Coverage Ratio:

1. Consolidated Liquidity Risk Management (Continued):

First limitation on legal requirements set by the BRSA is; as per the regulation on “Calculation of Liquidity Coverage Ratio”, minimum limits of 100% and 80% are assigned on consolidated and unconsolidated basis respectively for total and foreign currency limits. On the other hand investment and development banks are exempt from those limitations until BRSA has determined otherwise.

The Bank's internal reporting within the scope of liquidity risk management consists of daily, weekly and monthly reports. Daily balance sheets and duration calculations are followed in daily basis report. On weekly reports, liquidity limits are monitored. Weekly realized liquidity limits determined by Board of Directors is aggregated in monthly risk limits monitoring report. Those reports investigate legal risks and adaption of early warning limits. Also, to monitor liquidity risk in “TKB Riskiness Analysis According to Selected Indicators and Risk Groups” report prepared monthly includes;

- Proforma Cash Flows Statement,
- Proforma Currency Balance Sheet,
- Duration of Balance Sheet Items, -in detail- Marketable Securities (by class of financial instruments),
- Summary of liquidity forms sent to BRSA

With proforma cash flows statement, amount of future liquid assets are shown in different scenarios for one-year period.

Related report is presented to the Board of Directors; the Audit Committee and senior management on a monthly basis. By taking into consideration these reports, the Asset Liability Committee and Audit Committee evaluate the liquidity position of the Parent Bank, and results of liquidity measurement system are included in the decision-making process.

Regarding the liquidity risk, as well as legal limits, internal limits have been determined in accordance with its own internal procedures, mission and risk appetite, as included in the Bank's Risk Appetite Structure, Risk Limits and Implementation Principles. These limits have been determined by the Board of Directors in excess of legal limits, including early warning limits, and are revised annually.

2. Consolidated liquidity coverage ratio

The Bank's liquidity coverage ratios are prepared weekly in accordance with the “Regulation on Calculation of the Liquidity Coverage Ratio of Banks” published in the Official Gazette dated 21 March 2014 and numbered 28948 and reported to the BRSA. Including the reporting period for the last 3 months minimum and maximum levels of consolidated foreign currency and total liquidity coverage ratios are shown below by specified weeks:

	Liquidity Coverage Ratio(Weekly Consolidated)							
	Current Period (31.03.2023)				Prior Period (31.12.2022)			
	FC	Date	FC+TL	Date	FC	Date	FC+TL	Date
Maximum (%)	166,45	17.02.2023	158,53	24.02.2023	95,22	04.11.2022	152,76	18.11.2022
Minimum (%)	89,62	1.01.2023	115,49	13.01.2023	53,44	01.10.2022	91,69	14.10.2022

SECTION FOUR (Continued)

**CONSOLIDATED INFORMATION ON FINANCIAL STRUCTURE AND RISK MANAGEMENT
(Continued)**

**V. Explanations Related to Consolidated Liquidity Risk Management and Liquidity Coverage Ratio
(Continued):**

2. Consolidated liquidity coverage ratio (Continued):

	Total Unweighted Value (Average)^(*)		Total Weighted Value (Average)^(*)	
Current Period (31.03.2023)	TL+FC	FC	TL+FC	FC
HIGH-QUALITY LIQUID ASSETS			8.674.961	2.746.058
Total high-quality liquid assets (HQLA)	-	-	8.674.961	2.746.058
CASH OUTFLOWS				
Retail and small business customers deposits	-	-	-	-
Stable deposits	-	-	-	-
Less stable deposits	-	-	-	-
Unsecured funding other than retail and small business customers deposits	1.527.919	1.023.041	1.158.040	723.021
Operational deposits	-	-	-	-
Non-operational deposits	-	-	-	-
Other unsecured funding	1.527.919	1.023.041	1.158.040	723.021
Secured funding			-	-
Other cash outflows	13.444.433	5.469.685	13.444.433	5.469.685
Liquidity needs related to derivatives and market valuation changes on derivatives transactions	13.444.433	5.469.685	13.444.433	5.469.685
Debts related to structured financial products	-	-	-	-
Payment commitments related to debts to financial markets and other off-balance sheet liabilities	-	-	-	-
Commitments that are unconditionally revocable at any time and other contractual commitments	11.700.035	7.969.443	585.002	398.472
Other irrevocable or conditionally revocable commitments	-	-	-	-
TOTAL CASH OUTFLOWS	-	-	15.187.475	6.591.178
CASH INFLOWS				
Secured receivables	-	-	-	-
Unsecured receivables	13.355.715	1.498.172	18.778.763	1.239.756
Other cash inflows	13.452.629	8.940.153	13.452.629	8.940.153
TOTAL CASH INFLOWS	26.808.344	10.438.325	32.231.392	10.179.909
			Total Adjusted Value	
TOTAL HIGH-QUALITY LIQUID ASSETS			8.674.961	2.746.058
TOTAL NET CASH OUTFLOWS			6.386.470	2.224.800
LIQUIDITY COVERAGE RATIO (%)			135,83	123,43

(*) The average of last three months' liquidity coverage ratios calculated by weekly simple averages.

SECTION FOUR (Continued)

**CONSOLIDATED INFORMATION ON FINANCIAL STRUCTURE AND RISK MANAGEMENT
(Continued)**

**V. Explanations Related to Consolidated Liquidity Risk Management and Liquidity Coverage Ratio
(Continued):**

2. Consolidated liquidity coverage ratio (Continued):

	Total Unweighted Value (Average)^(*)		Total Weighted Value (Average)^(*)	
Prior Period (31.12.2022)	TL+FC	FC	TL+FC	FC
HIGH-QUALITY LIQUID ASSETS			7.427.820	1.824.584
Total high-quality liquid assets (HQLA)	-	-	7.427.820	1.824.584
CASH OUTFLOWS				
Retail and small business customers deposits	-	-	-	-
Stable deposits	-	-	-	-
Less stable deposits	-	-	-	-
Unsecured funding other than retail and small business customers deposits	1.438.961	961.280	1.114.019	692.226
Operational deposits	-	-	-	-
Non-operational deposits	-	-	-	-
Other unsecured funding	1.438.961	961.280	1.114.019	692.226
Secured funding			-	-
Other cash outflows	13.096.231	5.804.198	13.096.231	5.804.198
Liquidity needs related to derivatives and market valuation changes on derivatives transactions	13.096.231	5.804.198	13.096.231	5.804.198
Debts related to structured financial products	-	-	-	-
Payment commitments related to debts to financial markets and other off-balance sheet liabilities	-	-	-	-
Commitments that are unconditionally revocable at any time and other contractual commitments	10.549.522	8.314.445	527.476	415.722
Other irrevocable or conditionally revocable commitments	-	-	-	-
TOTAL CASH OUTFLOWS			14.737.726	6.912.146
CASH INFLOWS				
Secured receivables	-	-	-	-
Unsecured receivables	11.478.471	1.932.501	14.580.737	1.618.503
Other cash inflows	13.110.272	8.319.064	13.110.272	8.319.064
TOTAL CASH INFLOWS	24.588.743	10.251.565	27.691.009	9.937.567
			Total Adjusted Value	
TOTAL HIGH-QUALITY LIQUID ASSETS			7.427.820	1.824.584
TOTAL NET CASH OUTFLOWS			6.214.349	2.309.299
LIQUIDITY COVERAGE RATIO (%)			119,53	79,01

(*) The average of last three months' liquidity coverage ratios calculated by weekly simple averages.

SECTION FOUR (Continued)

**CONSOLIDATED INFORMATION ON FINANCIAL STRUCTURE AND RISK MANAGEMENT
(Continued)**

**V. Explanations Related to Consolidated Liquidity Risk Management and Liquidity Coverage Ratio
(Continued):**

3. Explanations related to consolidated liquidity coverage ratio

Significant factors that impact the result of consolidated liquidity coverage ratio and change of the items in time that are taken into account in calculation of this ratio

The significant factors that impact liquidity coverage ratio are net cash outflows and high-quality assets stock. Items taken into consideration in the calculation of the ratio may be changed in time because of economic structure and decisions of the Bank's fund management.

The explanation about elements of the high-quality liquid assets

High quality liquid assets mostly consist of domestic government bonds and eurobonds.

Content of funds and their composition

The main funding source of the Parent Bank is loans attained from domestic and international financial institutions. The share of these resources in all funds is approximately 76,1%. 10,6% of the Parent Bank's total funding consists of funds, 8% consists of subordinated debt instruments and 2,8% is provided from money markets and 2,5% is consists of securities issued.

Cash outflows generating from derivative transactions and information about which transactions are subject to collateral margin

Derivative transactions of the Parent Bank are predominantly currency swap purchase-sale transactions. Income and expense figures related to derivative transactions made within the year are accounted in profit / loss from derivative financial transactions. There are no transactions that are likely to complete collateral.

Counterparty and product-based funding sources and concentration limits on collateral

The fund sources of the Parent Bank, whose field of activity is development banking, are generally international development banks and financial institutions; there is no concentration limit on the other party and product basis.

The operational and legal factors that hinder consolidated liquidity transfer which is needed by the bank itself, its foreign branch and its consolidated subsidiary, and respective liquidity risk.

There is no risk in this context

TÜRKİYE KALKINMA VE YATIRIM BANKASI A.Ş.
Notes to the Consolidated Financial Statements As of 31 March 2023
(Thousands of Turkish Lira (TL) unless otherwise stated)
SECTION FOUR (Continued)

CONSOLIDATED INFORMATION ON FINANCIAL STRUCTURE AND RISK MANAGEMENT
(Continued)

V. Explanations Related to Consolidated Liquidity Risk Management and Liquidity Coverage Ratio
(Continued):

4. Maturity analysis of assets and liabilities according to remaining maturities:

	Demand	Up to 1 Month	1-3 Months	3-12 Months	1-5 Years	5 Years and Over	Undistributed ⁽¹⁾	Total
Current Period (31.03.2023)								
Assets								
Cash (Cash on hand, Money in Transit, Purchased Cheques and Balances with Central Bank)	1.363	-	-	-	-	-	-	1.363
Banks	261.673	8.960.116	9.989	-	-	-	-	9.231.778
Financial Assets Measured at Fair Value through Profit/Loss	335.682	-	-	-	-	-	-	335.682
Money Market Placements	-	10.423.409	-	-	-	-	-	10.423.409
Financial Assets Measured at Fair Value Through Other Comprehensive Income	17.533	1.486.829	969.586	3.373.560	2.106.159	188.752	-	8.142.419
Loans	-	528.103	2.581.056	16.657.189	30.553.648	14.841.044	322.959	65.483.999
Financial Assets Measured at Amortised Cost	-	285.291	242.069	567.781	4.922.998	2.563.665	-	8.581.804
Other Assets	-	80.581	-	-	-	-	446.772	527.353
Total Assets⁽²⁾	616.251	21.764.329	3.802.700	20.598.530	37.582.805	17.593.461	769.731	102.727.807
Liabilities								
Bank Deposits	-	-	-	-	-	-	-	-
Other Deposits	-	-	-	-	-	-	-	-
Funds provided from other financial institutions	-	6.257.967	1.572.452	12.480.846	28.367.861	28.214.377	-	76.893.503
Money Markets Borrowings	-	2.655.858	-	-	-	-	-	2.655.858
Securities Issued	-	-	56.420	159.392	525.786	1.567.680	-	2.309.278
Miscellaneous Payables	498.469	-	-	-	-	-	-	498.469
Other Liabilities	4.051.790	212.691	478.460	-	3.746.288	3.727.847	8.153.623	20.370.699
Total Liabilities	4.550.259	9.126.516	2.107.332	12.640.238	32.639.935	33.509.904	8.153.623	102.727.807
Liquidity Gap	(3.934.008)	12.637.813	1.695.368	7.958.292	4.942.870	(15.916.443)	(7.383.892)	-
Net Off-Balance Position	-	24.704	2.996	526	-	-	-	28.226
Derivative Financial Assets	-	11.232.125	1.017.611	231.718	-	-	-	12.481.454
Derivative Financial Liabilities	-	11.207.421	1.014.615	231.192	-	-	-	12.453.228
Non-Cash Loans	77.403	-	-	124.671	127.538	2.769.529	-	3.099.141
Prior Period (31.12.2022)								
Total Assets	376.602	17.455.511	4.142.539	18.926.001	35.106.787	14.905.193	787.163	91.699.796
Total Liabilities	3.141.099	8.928.706	1.072.693	12.125.270	29.609.847	29.516.591	7.305.590	91.699.796
Liquidity Gap	(2.764.497)	8.526.805	3.069.846	6.800.731	5.496.940	(14.611.398)	(6.518.427)	-
Net Off-Balance Position	-	8.811	167	2.215	-	-	-	11.193
Derivative Financial Assets	-	12.412.300	169.078	58.345	-	-	-	12.639.723
Derivative Financial Liabilities	-	12.403.489	168.911	56.130	-	-	-	12.628.530
Non-Cash Loans	72.364	-	-	118.753	68.919	2.781.425	-	3.041.461

⁽¹⁾ Assets such as fixed assets, associates, subsidiaries, inventory, prepaid expenses, net non performing receivables and other asset accounts that would not be converted to cash in a short time period and needed to be used in the banking activities, deferred tax asset; liabilities and equity accounts, such as the accounts with no maturities and provisions, are shown in the undistributed column.

⁽²⁾ The expected credit losses for financial assets and other assets are reflected in the related items.

SECTION FOUR (Continued)

CONSOLIDATED INFORMATION ON FINANCIAL STRUCTURE AND RISK MANAGEMENT (Continued)

VI. Explanation Related to Consolidated Leverage Ratio:

In the current period, the rate of increase in Tier 1 capital was lower than the rate of increase in total risk amount. As of 31 March 2023, the Group's leverage ratio calculated from the average of three months is 11,12% (31 December 2022: 11,18%). The reason why the leverage ratio of the current period is lower than the leverage ratio of the previous period is that the total risk amount related to on-balance sheet assets has increased at a higher rate than the amount of Tier 1 capital.

Summary comparison table of total asset amount and total risk amount in consolidated financial statements prepared in accordance with TAS:

		Current Period^{(1),(2)}	Prior Period^{(1),(3)}
		(31.03.2023)	(31.12.2022)
1	The total amount of assets included in the consolidated financial statements issued in accordance with TAS	110.493.286	87.928.741
2	The difference between total assets prepared in accordance with Turkish Accounting Standards and total assets in consolidated financial statements prepared in accordance with the communiqué "Preparation of Consolidated Financial Statements"	14.811.535	1.774.772
3	The difference between the amounts of derivative financial instruments and credit derivatives in consolidated financial statements prepared in accordance with the communiqué "Preparation of Consolidated Financial Statements" and risk amounts of such instruments	1.221.665	993.478
4	The difference between the amounts of securities or commodity financing transactions in consolidated financial statements prepared in accordance with the communiqué "Preparation of Consolidated Financial Statements" and risk amounts	(2.539.037)	(2.912.289)
5	The difference between the amounts of off-balance items in consolidated financial statements prepared in accordance with the communiqué "Preparation of Consolidated Financial Statements" and risk amounts of such items	(10.350.585)	(9.736.392)
6	Other differences between the amounts in consolidated financial statements prepared in accordance with the communiqué "Preparation of Consolidated Financial Statements" and risk amounts of such items	96.170.481	86.623.730
7	Total risk amount	105.203.694	94.441.311

(1) The amounts in the table show the averages of the last three months of the relevant period.

(2) The current period amount of the consolidated financial statements prepared in accordance with the 6th paragraph of the 5th article of the Communiqué on the Preparation of the Consolidated Financial Statements of the Banks has been prepared by using the independently audited financial statements of non-financial corporations dated 31 December 2022.

(3) The previous period amount of the consolidated financial statements prepared in accordance with the 6th paragraph of the 5th article of the Communiqué on the Preparation of the Consolidated Financial Statements of the Banks has been prepared by using the reviewed financial statements of the non-financial corporations dated 30 June 2022.

On-balance sheet assets (*)	Current Period	Prior Period	
(31.03.2023)	(31.12.2022)		
Balance sheet assets (Excluding derivative financial instruments and credit derivatives, including collaterals)	96.192.424	86.593.707	
(Assets deducted in determining Tier 1 capital)	-	-	
Total balance sheet exposures	96.192.424	86.593.707	
Derivative financial instruments and loan derivatives			
Replacement cost of derivative financial instruments and loan derivatives	-	-	
Potential loan risk of derivative financial instruments and loan derivatives	1.221.665	993.478	
Total derivative financial instruments and loan derivatives exposure	1.221.665	993.478	
Securities financing transaction exposure			
Risk amount of financing transactions secured by marketable security or commodity (excluding on-balance sheet)	2.138.517	2.297.347	
Risks from brokerage activities related exposures	-	-	
Total risk amount of financing transactions secured by marketable security or commodity	2.138.517	2.297.347	
Off-balance sheet items			
Gross notional amounts of off-balance sheet items	16.001.673	14.293.171	
(Adjustments for conversion to credit equivalent amounts)	(10.350.585)	(9.736.392)	
Total risks of off-balance sheet items	5.651.088	4.556.779	
Capital and total risks			
Tier 1 capital	11.698.098	10.560.222	
Total risks	105.203.694	94.441.311	
Leverage ratio			
Leverage ratio	11,12	11,18	

(*) Calculated by taking the average of the last three months financial statements' data.

SECTION FOUR (Continued)

**CONSOLIDATED INFORMATION ON FINANCIAL STRUCTURE AND RISK MANAGEMENT
(Continued)**

VII. Explanations Related to Consolidated Risk Management:

1. General information on risk management and risk weighted amounts:

Footnotes and related explanations prepared in accordance with the “Communiqué on Disclosures About Risk Management to Be Announced to Public by Banks” published in the Official Gazette No: 29511 on 23 October 2015 and entered into force as of 31 March 2016 are given in this section. In accordance with the relevant communiqué, the following tables, which should be given quarterly, were not presented as of 31 March 2023, as the Parent Bank's standard approach was used in the calculation of capital adequacy:

- RWA flow statement under IMM (Internal Model Method)
- RWA flow statements of CCR exposures under Internal Model Method (IMM)
- RWA flow statements of market risk exposures under an IMA

Overview of risk weighted amounts:

		Risk Weighted Amount		Minimum Capital Requirement
		Current Period (31.03.2023)	Prior Period (31.12.2022)	Current Period (31.03.2023)
1	Credit risk (excluding counterparty credit risk) (CCR)	81.825.101	74.909.081	6.546.008
2	Of which standardized approach (SA)	81.825.101	74.909.081	6.546.008
3	Of which internal rating-based (IRB) approach	-	-	-
4	Counterparty credit risk	1.684.477	692.432	134.758
5	Of which standardized approach for counterparty credit risk (SA-CCR)	1.684.477	692.432	134.758
6	Of which internal model method (IMM)	-	-	-
7	Equity position in banking book under basic risk weighting or internal rating-based	-	-	-
8	Equity investments in funds – look-through approach	-	-	-
9	Equity investments in funds – mandate-based approach	-	-	-
10	Equity investments in funds – 1250% risk weighting approach	-	-	-
11	Settlement risk	-	-	-
12	Securitization exposures in banking book	-	-	-
13	Of which IRB ratings-based approach (RBA)	-	-	-
14	Of which IRB supervisory formula approach (SFA)	-	-	-
15	Standard Of which SA/simplified supervisory formula approach (SSFA)	-	-	-
16	Market Risk	23.175	107.525	1.854
17	Of which standardized approach (SA)	23.175	107.525	1.854
18	Of which internal model approaches (IMM)	-	-	-
19	Operational Risk	3.360.326	1.889.314	268.826
20	Of which basic indicator approach	3.360.326	1.889.314	268.826
21	Of which standardized approach	-	-	-
22	Of which advanced measurement approach	-	-	-
23	Amounts below the thresholds for deduction from capital (subject to 250% risk weight)	-	-	-
24	Floor adjustments	-	-	-
25	Total (1+4+7+8+9+10+11+12+16+19+23+24)	86.893.079	77.598.352	6.951.446

SECTION FIVE

EXPLANATIONS AND NOTES RELATED TO THE CONSOLIDATED FINANCIAL STATEMENTS

I. Explanations and Notes Related to Consolidated Assets:

1. Information on financial assets:

1.1. Information on cash and cash equivalents:

1.1.1 Information on cash and balances with the Central Bank of the Republic of Turkey:

	Current Period (31.03.2023)		Prior Period (31.12.2022)	
	TL	FC	TL	FC
Cash in TL/Foreign currency	47	-	44	-
CBRT	1.317	-	791	-
Other	-	-	-	-
Total	1.364	-	835	-

1.1.1.a. Information on required reserve deposits:

Since the Parent Bank does not accept deposits, it is not subject to Central Bank of the Republic of Turkey's Communiqué No: 2005/1 "Reserve Requirements

1.1.1.b. Information on the account of Central Bank of the Republic of Turkey:

	Current Period (31.03.2023)		Prior Period (31.12.2022)	
	TL	FC	TL	FC
Unrestricted demand deposit	1.317	-	791	-
Unrestricted time deposit	-	-	-	-
Restricted time deposit	-	-	-	-
Total	1.317	-	791	-

1.1.2. Information on banks:

	Current Period (31.03.2023)		Prior Period (31.12.2022)	
	TL	FC	TL	FC
Banks				
Domestic	8.359.600	630.909	7.771.810	921.416
Foreign	-	255.375	-	64.779
Foreign head office and branches	-	-	-	-
Total	8.359.600	886.284	7.771.810	986.195

1.1.3. Information on money market placements:

	Current Period (31.03.2023)		Prior Period (31.12.2022)	
	TL	FC	TL	FC
Money market placements	10.430.919	-	6.634.417	-
Receivables from reverse repo transactions	-	-	-	-
Total	10.430.919	-	6.634.417	-

SECTION FIVE (Continued)

EXPLANATIONS AND NOTES RELATED TO THE CONSOLIDATED FINANCIAL STATEMENTS
(Continued)

I. Explanations and Notes Related to Consolidated Assets (Continued)

1.1. Information on cash and cash equivalents (Continued):

1.1.4. Information on expected credit loss provisions for financial assets:

	Current Period (31.03.2023)		Prior Period (31.12.2022)	
	TL	FC	TL	FC
Cash and balances with Central Bank	1	-	-	-
Banks	14.106	-	13.376	-
Receivables from money market	7.510	-	4.777	-
Total	21.617	-	18.153	-

1.2. Financial assets measured at fair value through profit and loss subject to repurchase agreements (Net):

None.

1.2.a) Financial assets measured at fair value through profit and loss given as collateral or blocked (Net):

None.

1.3. Information on financial assets measured at fair value through other comprehensive income:

1.3.a-1) Financial assets measured at fair value through other comprehensive income subject to repurchase agreements:

	Current Period (31.03.2023)		Prior Period (31.12.2022)	
	TL	FC	TL	FC
Share certificates	-	-	-	-
Bonds, treasury bills and similar securities	389.235	-	486.436	-
Other	-	-	-	-
Total	389.235	-	486.436	-

1.3.a-2) Information on financial assets measured at fair value through other comprehensive income given as collateral or blocked:

	Current Period (31.03.2023)		Prior Period (31.12.2022)	
	TL	FC	TL	FC
Share certificates	-	-	-	-
Bonds, treasury bills and similar securities	467.507	833.841	834.674	793.984
Other	-	-	-	-
Total	467.507	833.841	834.674	793.984

SECTION FIVE (Continued)

EXPLANATIONS AND NOTES RELATED TO THE CONSOLIDATED FINANCIAL STATEMENTS
(Continued)

I. Explanations and Notes Related to Consolidated Assets (Continued)

1.3. Information on financial assets measured at fair value through other comprehensive income (Continued):

1.3.a.3) Information on financial assets measured at fair value through other comprehensive income:

	Current Period (31.03.2023)	Prior Period (31.12.2022)
Debt Securities	8.154.301	8.643.578
Quoted on a stock exchange	8.154.301	8.643.578
Unquoted	-	-
Share Certificates	18.629	18.629
Quoted on a stock exchange	-	-
Unquoted	18.629	18.629
Provision for impairment (-)	(30.511)	(15.264)
Total	8.142.419	8.646.943

1.4. Information on derivative financial assets:

	Current Period (31.03.2023)		Prior Period (31.12.2022)	
	TL	FC	TL	FC
Forward transactions	-	-	-	-
Swap transactions	80.581	-	31.094	-
Futures	-	-	-	-
Options	-	-	-	-
Others	-	-	-	-
Total	80.581	-	31.094	-

2. Explanations on financial assets measured at amortised cost (Net):

2.1. Information on loans:

2.1.a) Information on all types of loans and advances given to shareholders and employees of the Parent Bank:

None.

SECTION FIVE (Continued)

EXPLANATIONS AND NOTES RELATED TO THE CONSOLIDATED FINANCIAL STATEMENTS (Continued)

I. Explanations and Notes Related to Consolidated Assets (Continued)

2. Explanations on financial assets measured at amortised cost (Net) (Continued):

2.1. Information on loans (Continued):

2.1.b) Information on standard loans and loans under close monitoring (first and second group loans) including restructured loans under close monitoring:

Cash Loans Current Period (31.03.2023)	Standard Loans	Loans Under Close Monitoring		
		Loans not Subject to Restructuring	Restructured Loans	
			Loans with Revised Contract Terms	Refinance
Non-specialized loans	62.073.778	2.192.093	414.377	-
Working capital loans	6.857.664	-	7.056	-
Export loans	-	-	-	-
Import loans	-	-	-	-
Loans given to financial sector	13.509.602	-	-	-
Consumer loans	-	-	-	-
Credit cards	-	-	-	-
Other	41.706.512	2.192.093	407.321	-
Specialized loans	871.729	158.018	43.201	-
Other receivables	-	-	-	-
Total	62.945.507	2.350.111	457.578	-

Cash Loans Prior Period (31.12.2022)	Standard Loans	Loans Under Close Monitoring		
		Loans not Subject to Restructuring	Restructured Loans	
			Loans with Revised Contract Terms	Refinance
Non-specialized loans	55.729.460	2.290.326	303.883	-
Working capital loans	6.963.343	-	3.473	-
Export loans	-	-	-	-
Import loans	-	-	-	-
Loans given to financial sector	12.755.856	-	-	-
Consumer loans	-	-	-	-
Credit cards	-	-	-	-
Other	36.010.261	2.290.326	300.410	-
Specialized loans	910.031	168.389	43.832	-
Other receivables	-	-	-	-
Total	56.639.491	2.458.715	347.715	-

	Current Period (31.03.2023)		Prior Period (31.12.2022)	
First and Second Stage Expected Loss Reserves	Standard Loans	Loans Under Close Monitoring	Standard Loans	Loans Under Close Monitoring
12 Months expected credit losses	439.652	-	394.864	-
Significant increase in credit risk	-	152.504	-	144.952

SECTION FIVE (Continued)

EXPLANATIONS AND NOTES RELATED TO THE CONSOLIDATED FINANCIAL STATEMENTS (Continued)

I. Explanations and Notes Related to Consolidated Assets (Continued)

2. Explanations on financial assets measured at amortised cost (Net) (Continued):

2.1. Information on loans (Continued):

2.1.c) Information on consumer loans, individual credit cards, and personnel loans and personnel credit cards:

As of the balance sheet date, there are no consumer loans, personal credit cards, personnel loans and personnel credit cards.

2.1.ç) Information on commercial loans with installments and corporate credit cards:

The-Parent Bank has not granted any commercial loans with installments and corporate credit cards as of balance sheet date.

2.1.d) Breakdown of domestic and international loans:

	Current Period (31.03.2023)	Prior Period (31.12.2022)
Domestic loans	66.650.114	60.340.295
International loans	-	-
Total	66.650.114	60.340.295

2.1.e) Loans granted to subsidiaries and associates:

TL 3.859 of loan disbursed to Arıcak A.Ş., a subsidiary of the Bank, has been followed at Group V. TL 3.859 default (Stage III) provision has been provided for this loan.

2.1.f) Default (third stage) provisions:

	Current Period (31.03.2023)	Prior Period (31.12.2022)
Loans with limited collectability	522.149	516.495
Loans with doubtful collectability	-	-
Uncollectible loans	51.810	51.326
Total	573.959	567.821

2.1.g) Information on non-performing loans (Net):

2.1.g-1) Information on loans and other receivables restructured or rescheduled from non-performing loans:

	III. Group Loans with Limited Collectability	IV. Group Loans with Doubtful Collectability	V. Group Uncollectible Loans
Current Period (31.03.2023)			
Gross amounts before provisions	1.927	-	52.025
Restructured loans	842.966	-	-
Prior Period (31.12.2022)			
Gross amounts before provisions	768.152	-	51.408
Restructured loans	74.814	-	-

SECTION FIVE (Continued)

EXPLANATIONS AND NOTES RELATED TO THE CONSOLIDATED FINANCIAL STATEMENTS (Continued)

- I. Explanations and Notes Related to Consolidated Assets (Continued):**
- 2. Explanations on financial assets measured at amortised cost (Net) (Continued):**
- 2.1. Information on loans (Continued):**
- 2.1.g-2) Information on the movement of non-performing receivables:**

	III. Group	IV. Group	V. Group
	Loans with Limited Collectability	Loans with Doubtful Collectability	Uncollectible Loans
Prior Period End Balance (31.12.2022)	842.966	-	51.408
Additions (+)	1.928	-	624
Transfer from other categories of non-performing loans (+)	-	-	-
Transfer to other categories of non-performing loans (-)	-	-	-
Collections (-)	(1)	-	(7)
Write-offs (-)	-	-	-
Sold (-)	-	-	-
Corporate and commercial loans	-	-	-
Consumer loans	-	-	-
Credit cards	-	-	-
Other	-	-	-
Current Period End Balance (30.09.2022)	844.893	-	52.025
Provision(-)	(522.149)	-	(51.810)
Net Balance on Balance Sheet	322.744	-	215

- 2.1.g-3) Information on accruals of interest, rediscount and valuation effect and their provisions calculated for under follow-up loans of banks which provide expected credit loss according to TFRS 9:**

	III. Group	IV. Group	V. Group
	Loans with Limited Collectability	Loans with Doubtful Collectability	Uncollectible Loans
Current Period (31.03.2023)			
Interest accruals and rediscount with valuation differences	13.925	-	10
Provision amount (-)	(13.925)	-	(10)
Net Balance	-	-	-
Prior Period (31.12.2022)			
Interest accruals and rediscount with valuation differences	71.467	-	24
Provision amount (-)	(71.467)	-	(24)
Net Balance	-	-	-

- 2.1.g-4) Information on foreign currency non-performing loans:**

None.

SECTION FIVE (Continued)

EXPLANATIONS AND NOTES RELATED TO THE CONSOLIDATED FINANCIAL STATEMENTS (Continued)

I. Explanations and Notes Related to Consolidated Assets (Continued):

2. Explanations on financial assets measured at amortised cost (Net) (Continued):

2.1. Information on loans (Continued):

2.1.g-5) Information regarding gross and net amounts of non-performing loans with respect to user groups:

	III. Group	IV. Group	V. Group
	Loans with Limited Collectability	Loans with Doubtful Collectability	Uncollectible Loans
Current Period (Net) (31.03.2023)	322.744	-	215
Loans to Real Persons and Legal Entities (Gross)	844.893	-	52.025
Provision amount (-)	(522.149)	-	(51.810)
Loans to Real Persons and Legal Entities (Net)	322.744	-	215
Banks (Gross)	-	-	-
Provision amount (-)	-	-	-
Banks (Net)	-	-	-
Other Loans (Gross)	-	-	-
Provision amount (-)	-	-	-
Other Loans (Net)	-	-	-
Prior Period (Net) (31.12.2022)	326.471	-	82
Loans to Real Persons and Legal Entities (Gross)	842.966	-	51.408
Provision amount (-)	(516.495)	-	(51.326)
Loans to Real Persons and Legal Entities (Net)	326.471	-	82
Banks (Gross)	-	-	-
Provision amount (-)	-	-	-
Banks (Net)	-	-	-
Other Loans (Gross)	-	-	-
Provision amount (-)	-	-	-
Other Loans (Net)	-	-	-

2.1.ğ) Main principles of liquidating non-performing loans and other receivables:

If there are collateral elements said in the fourth section of the Regulation on the Procedures and Principles Regarding the Classification of Loans and Provisions to be Reserved for them, these elements are converted into money as soon as possible as a result of both administrative and legal initiatives and the liquidation of the receivable is provided.

In the case collaterals are not present; the Bank is engaged in substantive intelligence in various periods to determine whether any property holdings are subsequently acquired in order to apply for legal procedures, even if there is evidence of insolvency for the debtor.

Before and after liquidation process; the Bank reviews financial information of the debtor companies. Then, in the case it is agreed that the companies show indications of operating on an ongoing basis and probably are going to have contributions to the economy; the Bank tries to make collections through rescheduling the payment terms.

2.1.h) Explanations on write-off policy:

Within the scope of the "Regulation Amending the Regulation on the Classification of Loans and the Provisions to be Set Aside", which entered into force after being published in the Official Gazette dated 6 July 2021 and numbered 31533, the portion of "Fifth Group-Loans in the Type of Loss" with life-time loss provision for which there is no reasonable expectation of recovery is deducted from records within the scope of TFRS 9 as of the first reporting period following their classification in this group. As of 31 March 2023, the Bank does not have any credits deducted from its accounting records (31 December 2022: None).

SECTION FIVE (Continued)

EXPLANATIONS AND NOTES RELATED TO THE CONSOLIDATED FINANCIAL STATEMENTS (Continued)

I. Explanations and Notes Related to Consolidated Assets (Continued):

2. Explanations on financial assets measured at amortised cost (Continued):

2.2. Information on finance lease receivables (Net):

None (31 December 2022: TL1.

2.3. Information on factoring receivables:

None.

2.4.a) Information on government securities financial assets measured at amortised cost subject to repurchase agreements:

	Current Period (31.03.2023)	Prior Period (31.12.2022)
Government bonds	2.284.276	2.432.127
Treasury bills	-	-
Other government debt securities	-	-
Total	2.284.276	2.432.127

2.4.b) Information on given as collateral or blocked financial assets measured at amortised cost:

	Current Period (31.03.2023)	Prior Period (31.12.2022)
Government bonds	4.553.698	3.772.831
Treasury bills	-	67.842
Other government debt securities	-	-
Total	4.553.698	3.840.673

2.4.c) Information on government securities financial assets measured at amortised cost:

	Current Period (31.03.2023)	Prior Period (31.12.2022)
Government bonds	7.837.818	7.025.924
Treasury bills	-	67.842
Other government debt securities	530.021	468.457
Total	8.367.837	7.562.223

2.4.ç) Information on financial assets measured at amortised cost:

	Current Period (31.03.2023)	Prior Period (31.12.2022)
Debt Securities	8.583.686	7.562.223
Quoted on a stock exchange	8.583.686	7.562.223
Unquoted	-	-
Provision for impairment (-)	-	-
Total	8.583.686	7.562.223

2.4.d) Movement of financial assets measured at amortised cost:

	Current Period (31.03.2023)	Prior Period (31.12.2022)
Balance at the beginning of the period	7.665.261	3.012.392
Foreign currency difference on monetary assets	201.598	988.830
Purchases during the year (*)	820.277	3.721.983
Disposals through sales and redemptions (**)	(103.450)	(57.944)
Provision for impairment (-)	-	-
Balance at the end of the period	8.583.686	7.665.261

(*) TL 402.323 arises from the rediscount increase in purchases during the year (31 December 2022: TL 1.143.154) and TL 12.789 from the rediscount increase in issuance of lease certificates (31 December 2022: TL 3.023).

(**) Disposals through sales and redemptions consist of TL 28.831 after coupon redemption rediscount reduction amount. (31 December 2022: TL 57.944)

SECTION FIVE (Continued)

EXPLANATIONS AND NOTES RELATED TO THE CONSOLIDATED FINANCIAL STATEMENTS (Continued)

1. Explanations and Notes Related to Consolidated Assets (Continued):

3. Assets held for sale and discontinued operations (Net):

None.

4. Information on equity investments:

4.1. Information on associates:

4.1.a) If there are subsidiaries that are not consolidated in accordance with the Communiqué on the Preparation of Consolidated Financial Statements of Banks and the relevant Turkish Accounting Standard, the reasons for not consolidation:

Subsidiaries that are not included in the scope of consolidation because they are not financial affiliates are valued according to the cost method.

4.1.b) General information on associates:

	Description	Address (City/Country)	The Bank's share percentage-if different voting percentage (%)	The Bank's risk group share percentage (%)
1	Maksan A.Ş.	Malatya	20	31,14

4.1.c) Financial statement information of associates ordered above:

(*)	Total Assets	Shareholders' Equity	Total Fixed Assets	Interest Income	Income From Marketable Securities	Current Period Profit/Loss	Prior Period Profit/Loss	Fair Value
1	265.177	181.533	9.286	-	-	121.984	38.511	-

(*) The financial information of Maksan A.Ş. is provided from the unaudited financial statements as of 31 December 2022. Prior period information is provided from the unaudited financial statements as of 31 December 2021.

4.1.ç) Movement of associates:

	Current Period (31.03.2023)	Prior Period (31.12.2022)
Balance at the beginning of the period	10.586	10.119
Movements during the period	-	467
Additions	-	-
Bonus shares certificates	-	-
Shares in current year profit	-	-
Disposal	-	-
TFRS 9 classification change	-	-
Revaluation increase	-	-
Provision for impairment (-) / Cancellation of provision	-	467
Balance at the end of the period	10.586	10.586
Capital commitments	-	-
Share percentage at the end of the period (%)	-	-

4.1.d) Sectoral information about associates and their carrying amounts:

None.

4.1.e) Information on consolidated subsidiaries:

None.

4.1.f) Associates quoted in the stock exchange:

None.

SECTION FIVE (Continued)

EXPLANATIONS AND NOTES RELATED TO THE CONSOLIDATED FINANCIAL STATEMENTS (Continued)

I. Explanations and Notes Related to Consolidated Assets (Continued):

4. Information on equity investments (Continued):

4.2. Information on subsidiaries (Net)

The Parent Bank does not have any capital requirement arising from its subsidiaries included in the consolidated capital adequacy standard ratio.

4.2.a) General information on subsidiaries

By the application of the company's Board of Directors and approval of the Capital Markets Board (CMB), Kalkınma Yatırım Menkul Değerler A.Ş.'s activities have been temporarily suspended beginning from 31 December 2009. In 2011, the licenses of the company have been cancelled. In the General Assembly held on 20 March 2012, it was resolved to liquidate the company. Since the company is in liquidation process, the Parent-Bank has lost control over its subsidiary and net investment value of Kalkınma Yatırım Menkul Değerler A.Ş. in liquidation has been classified as financial assets measured at fair value through other comprehensive income in the accompanying financial statements. The Bank has provided a provision for its entire capital share in its subsidiary Arıcak A.Ş., which is in the process of liquidation.

The Parent-Bank has 100% participation in Kalkınma Yatırım Varlık Kiralama Anonim Şirketi established on 28 May 2020 with a nominal capital of TL 50, and in Kalkınma Girişim Sermayesi Portföy Yönetimi Anonim Şirketi established on 17 November 2020 with a nominal capital of TL 1.800.

4.2.a.1) General information on unconsolidated subsidiaries

None.

4.2.a.2) General information on consolidated subsidiaries

	Title	Address (City/Country)	Bank's share percentage-if different voting rate (%)	Bank's risk group share rate (%)
1	Kalkınma Yatırım Varlık Kiralama A.Ş.	İstanbul	100	100
2	Kalkınma Girişim Sermayesi Portföy Yönetimi A.Ş.	İstanbul	100	100

4.2.a.3) Financial statement information regarding subsidiaries in the order above:

(*)	Total Assets	Shareholders' Equity	Total Fixed Assets	Interest Income	Securities Income	Current Period Profit/Loss	Prior Period Profit/Loss	Fair Value
1	215.981	133	2	-	12.829	39	-	-
2	18.460	11.464	1.681	-	616	(2.823)	3.736	-

(*) The financial information of Kalkınma Yatırım Varlık Kiralama A.Ş. and Kalkınma Girişim Sermayesi Portföy Yönetimi A.Ş. is provided from the unreviewed financial statements as of 31 March 2023. Prior period profit/loss amounts are provided from unreviewed financial statements as of 31 March 2022.

4.2.b) Movement of subsidiaries:

	Current Period (31.03.2023)	Prior Period (31.12.2022)
Balance at the beginning of the period	4.050	3.050
Movements during the period	-	1.000
Additions	-	-
Bonus shares certificates	-	1.000
Shares in current year profit	-	-
Disposals	-	-
Revaluation increase	-	-
Provision for impairment (-) / Cancellation of provision	-	-
Balance at the end of the period	4.050	4.050
Capital commitments	-	-
Share percentage at the end of the period (%)	100	100

SECTION FIVE (Continued)

EXPLANATIONS AND NOTES RELATED TO THE CONSOLIDATED FINANCIAL STATEMENTS (Continued)

I. Explanations and Notes Related to Consolidated Assets (Continued):

4. Information on equity investments (Continued):

4.2. Information on subsidiaries (Net) (Continued):

4.2.c) Sectoral information about subsidiaries and their carrying amounts:

	Current Period (31.03.2023)	Prior Period (31.12.2022)
Banks	-	-
Insurance companies	-	-
Factoring companies	-	-
Leasing companies	-	-
Financing companies	-	-
Other financial subsidiaries	4.050	4.050

4.2.ç) Subsidiaries quoted on the stock exchange:

None.

4.3. Information on jointly controlled entities (joint ventures):

None.

5. Positive differences table related to derivative financial instruments held for hedging purposes:

The Bank does not have derivative financial instruments held for hedging purposes.

6. Information on tangible assets:

Not prepared in compliance with the 25th article of the Communiqué about Financial Statements and Related Disclosures and Footnotes to be announced to Public by Banks in interim period.

7. Information on intangible assets:

Not prepared in compliance with the 25th article of the Communiqué about Financial Statements and Related Disclosures and Footnotes to be announced to Public by Banks in interim period.

8. Information on investment properties:

None.

9. Information on current tax assets:

None.

SECTION FIVE (Continued)

EXPLANATIONS AND NOTES RELATED TO THE CONSOLIDATED FINANCIAL STATEMENTS (Continued)

I. Explanations and Notes Related to Consolidated Assets (Continued):

10. Information on deferred tax assets:

As of 31 March 2023, the Group has a deferred tax asset of TL 176.558 (31 December 2022: TL 169.179). The deferred tax asset is calculated over the temporary differences formed by the assets and liabilities followed by the book value in the Bank's records and their tax base calculated in accordance with the tax legislation. In case the items that constitute the temporary differences are monitored among the equity items, the deferred tax asset/liability calculated over the said temporary differences are associated with the related equity items, and as of 31 March 2023, the Parent-Bank has no tax assets calculated over the period loss or tax deduction (31 December 2022: None).

	Current Period (31.03.2023)	Prior Period (31.12.2022)
Deferred Tax Assets		
Amortizations	225	-
Interest discounts	2.357	1.933
Employee benefits provisions	10.184	7.455
Securities portfolio internal yield-exchange rate difference	38.456	49.496
Securities portfolio - Financial	-	-
Securities portfolio - Non-financial	-	-
Personnel bonus premium provision	19.675	20.973
TFRS 9 Provision	167.199	152.374
TFRS 16 Leases	-	2
Derivative financial assets	-	-
Other	675	679
Total Deferred Tax Assets	238.771	232.912
Deferred Tax Liabilities		
Amortizations	-	1.295
Interest discounts	-	-
Actuarial Differences	12	11
Securities portfolio - Financial	730	608
Securities portfolio - Non-financial	50.940	56.835
TFRS 16 Leasing	28	-
Derivative financial assets	10.413	4.984
Other	90	-
Total Deferred Tax Liability	62.213	63.733
Net Deferred Tax Asset /(Liabilities)	176.558	169.179

11. Information on other assets:

	Current Period (31.03.2023)	Prior Period (31.12.2022)
Inventory	1.123	787
Prepaid expenses	142.070	143.862
Temporary account debtor	5.351	2.772
Sundry receivables	5.908	22.594
Total	154.452	170.015

SECTION FIVE (Continued)

EXPLANATIONS AND NOTES RELATED TO THE CONSOLIDATED FINANCIAL STATEMENTS (Continued)

II. Explanations and Notes Related to Consolidated Liabilities:

1. Information on maturity structure of deposits:

The Parent-Bank is not accepting deposits.

2. Information on funds borrowed:

2.a) Information on banks and other financial institutions:

	Current Period (31.03.2023)		Prior Period (31.12.2022)	
	TL	FC	TL	FC
From Central Bank of the Republic of Turkey	13.091.611	-	8.959.064	-
From domestic banks and institutions	7.235	3.629.264	-	3.712.821
From foreign banks, institutions and funds	-	54.465.346	-	50.667.843
Total	13.098.846	58.094.610	8.959.064	54.380.664

(*) The securities amounting to TL 21.544.835 (31 December 2022: TL 15.195.563) received from the loan customers to which the rediscount credits obtained from the Central Bank of the Republic of Turkey were disbursed were endorsed to the Central Bank of the Republic of Turkey.

2.b) Maturity structure of funds borrowed:

	Current Period (31.03.2023)		Prior Period (31.12.2022)	
	TL	FC	TL	FC
Short-term	-	8.090.973	-	7.819.544
Medium and long-term	13.098.846	50.003.637	8.959.064	46.561.120
Total	13.098.846	58.094.610	8.959.064	54.380.664

2.c) Additional information for the areas of liability concentrations:

As the Bank is not authorized to accept deposits, liabilities are composed of funds obtained from domestic and international financial institutions, medium and long term loans, securities issued and subordinated debt instruments.

Most of the loans from international finance institutions are from World Bank, European Investment Bank, Council of Europe Development Bank, Islamic Development Bank, Black Sea Trade and Development Bank, Industrial and Commercial Bank of China, German Development Bank, Asian Infrastructure Investment Bank, Japan Bank for International Cooperation and China Development Bank . Domestic loans originate from the Republic of Turkey Ministry of Treasury and Finance and Central Bank of the Republic of Turkey.

3. Information on funds provided under repurchase agreements:

	Current Period (31.03.2023)		Prior Period (31.12.2022)	
	TL	FC	TL	FC
Funds provided under repurchase agreements	2.655.858	-	2.945.163	-
Total	2.655.858	-	2.945.163	-

4. Information on securities issued (Net):

	Current Period (31.03.2023)		Prior Period (31.12.2022)	
	TL	FC	TL	FC
Asset backed securities (*)	215.812	-	-	103.023
Bonds	-	2.093.466	-	2.018.433
Total	215.812	2.093.466	-	2.121.456

(*) It consists of the principal and rediscount balances of the lease certificate based on the management contract issued by Kalkınma Yatırım Varlık Kiralama A.Ş. intermediating to Tarfin Tarım A.Ş.

SECTION FIVE (Continued)

EXPLANATIONS AND NOTES RELATED TO THE CONSOLIDATED FINANCIAL STATEMENTS (Continued)

II. Explanations and Notes Related to Consolidated Liabilities (Continued):

5. Explanations on funds:

Of the TL 9.928.528 which was provided by the Parent Bank (31 December 2022: TL 8.418.825), TL 226.269 is from the World Bank, TL 1.164 is from the European Fund, TL 21.783 is from the Ministry of Treasury and Finance and TL 9.679.312 consists of funds from borrowers and banks.

6. Explanations on financial liabilities at fair value through profit and loss:

None.

7. Negative differences table for derivative financial liabilities:

	Current Period (31.03.2023)		Prior Period (31.12.2022)	
	TL	FC	TL	FC
Forward transactions	-	-	-	-
Swap transactions	38.928	-	11.157	-
Futures transactions	-	-	-	-
Options	-	-	-	-
Other	-	-	-	-
Total	38.928	-	11.157	-

8. Information on factoring liabilities:

None.

9. Explanations on financial lease payables (Net):

	Current Period (31.03.2023)		Prior Period (31.12.2022)	
	Gross	Net	Gross	Net
Less than 1 year	13.688	11.441	12.861	10.444
1-4 years	15.462	12.856	13.421	10.615
More than 4 years	-	-	3.264	3.102
Total	29.150	24.297	29.546	24.161

10. Negative differences table related to derivative financial instruments held for hedging purposes:

The Bank does not have derivative financial instruments held for hedging purposes.

11. Explanations on Provisions:

11.a) Foreign exchange loss provisions on the foreign currency indexed loans and finance lease receivables:

There is no foreign exchange loss provisions on the foreign currency indexed loans and finance lease receivables (31 December 2022: None).

11.b) Expected loss provisions provided for unindemnified non-cash loans:

As of 31 March 2023, the first stage expected loss provision for non-compensated and non-cashed non-cash loans is TL 53.077 (31 December 2022: TL 49.544), third stage expected loss provision is TL 1 (31 December 2022: TL 1).

11.c) Other provisions:

- i) As of 31 March 2023, there are 127 lawsuits filed against the Bank, with a risk amount of TL 6.755. The Bank allocated TL 2.473 (31 December 2022: TL 2.405) lawsuit provision for the lawsuits that are thought to be or are considered to be concluded against.

SECTION FIVE (Continued)

EXPLANATIONS AND NOTES RELATED TO THE CONSOLIDATED FINANCIAL STATEMENTS (Continued)

II. Explanations and Notes Related to Consolidated Liabilities (Continued)

11. Explanations on Provisions: (Continued)

11.c) Other provisions: (Continued)

- ii) The Group accounts provisions for employee benefits in accordance with the Turkish Accounting Standards No: 19 and recognizes it in financial statements. As of 31 March 2023, the Bank allocated provision for severance pay amounting to TL 22.817 (31 December 2022: TL 20.062), for unused vacation accruals amounting to TL 18.057 (31 December 2022: TL 9.852) and within the scope of TAS 19 employee benefits provision amounting to TL 78.848 (31 December 2022: TL 83.892) has been reserved

12.a) Information on current tax liability:

12.a.1) Information on tax provision:

	Current Period (31.03.2023)		Prior Period (31.12.2022)	
	TL	FC	TL	FC
Corporate Tax and Deferred Tax				
Corporate tax payable	478.693	-	260.197	-
Deferred tax liability	-	-	-	-
Total	478.693	-	260.197	-

12.a.2) Information on taxes payable:

	Current Period (31.03.2023)	Prior Period (31.12.2022)
Corporate tax payable	478.693	260.429
Taxation on income on marketable securities	3.009	3.475
Property tax	-	38
Banking insurance transaction tax (BITT)	11.342	9.057
Foreign exchange transaction tax	82	119
Value added tax payable	864	531
Other	10.781	8.795
Total	504.771	282.444

12.a.3) Information on premiums:

	Current Period (31.03.2023)	Prior Period (31.12.2022)
Social security premiums- Employee	3.166	1.975
Social security premiums- Employer	4.028	2.527
Bank social aid pension fund premium- Employee	-	-
Bank social aid pension fund premium- Employer	-	-
Pension fund membership fees and provisions- Employee	61	47
Pension fund membership fees and provisions- Employer	77	59
Unemployment insurance- Employee	197	123
Unemployment insurance- Employer	464	269
Other	50	39
Total	8.043	5.039

13. Information on deferred tax liabilities

None.

14. Information on liabilities regarding assets held for sale and discontinued operations:

The Group has no liabilities for fixed assets held for sale and discontinued operations.

SECTION FIVE (Continued)

EXPLANATIONS AND NOTES RELATED TO THE CONSOLIDATED FINANCIAL STATEMENTS (Continued)

II. Explanations and Notes Related to Consolidated Liabilities (Continued):

15. Information on subordinated debt instruments:

	Current Period (31.03.2023)		Prior Period (31.12.2022)	
	TL	FC	TL	FC
Debt instruments to be included in additional capital calculation	2.554.670	3.746.288	2.301.046	3.528.830
Subordinated loans	2.554.670	3.746.288	2.301.046	3.528.830
Subordinated debt instruments	-	-	-	-
Debt instruments to be included in contribution capital calculation	-	1.173.177	-	1.117.460
Subordinated loans	-	1.173.177	-	1.117.460
Subordinated debt instruments	-	-	-	-
Total	2.554.670	4.919.465	2.301.046	4.646.290

16. If other liabilities exceed 10 % of the balance sheet total, name and amount of sub-accounts constituting at least 20 % of grand total:

Other liabilities do not exceed 10% of the balance sheet total.

17. Information on shareholders' equity:

17.a) Presentation of paid-in capital:

	Current Period (31.03.2023)	Prior Period (31.12.2022)
Common stock	2.500.000	2.500.000
Preferred stock	-	-

17.b) Paid-in capital amount, explanation whether the registered share capital system is applicable for the Bank, if so, amount of registered capital ceiling:

Capital System	Paid in Capital	Ceiling
Registered capital	2.500.000	10.000.000

17.c) Information on share capital increases and their sources; other information on increased capital shares in current period:

None.

17.ç) Information on additions from capital reserves to capital in the current period:

There is no increase from capital reserves.

17.d) Capital commitments in the last fiscal year and that continue until the end of the following year-ended, general purpose of these commitments and projected resources required to meet these commitments:

The Bank has no capital commitments.

17.e) Information on legal reserves:

	Current Period (31.03.2023)	Prior Period (31.12.2022)
I. Legal reserve	121.399	120.952
II. Legal reserve	14.471	14.471
Special reserves	-	-
Total	135.870	135.423

SECTION FIVE (Continued)

EXPLANATIONS AND NOTES RELATED TO THE CONSOLIDATED FINANCIAL STATEMENTS (Continued)

II. Explanations and Notes Related to Consolidated Liabilities (Continued):

17.f) Information on extraordinary reserves:

	Current Period (31.03.2023)	Prior Period (31.12.2022)
Legal reserves that was allocated to be in compliance with the decisions made on the Annual General Assembly	2.088.274	2.088.274
Retained earnings	-	-
Accumulated losses	-	-
Foreign currency capital exchange difference	-	-
Total	2.088.274	2.088.274

17.g) Indicators of the Bank's income, profitability and liquidity for the prior periods and possible effects of these future assumptions based on the uncertainty of these indicators on the Bank's equity:

The Bank's prior year revenues, profitability and liquidity and projections in the future are followed by the relevant units. Considering the current conditions in the country's economy and the Bank's prior year performance; within the framework of forecasts regarding income, profitability and liquidity, it is estimated that there will be no significant problems in the upcoming period.

17.ğ) Information on preferred shares:

The Bank has no preferred shares.

17.h) Information on accumulated other comprehensive income or loss that will be reclassified to profit or loss:

	Current Period (31.03.2023)		Prior Period (31.12.2022)	
	TL	FC	TL	FC
From associates, subsidiaries and jointly controlled entities (joint ventures)	1.467	-	1.467	-
Valuation difference	174.469	(15.742)	175.060	(11.919)
Foreign exchange difference	-	-	-	-
Total	175.936	(15.742)	176.527	(11.919)

17.ı) Information on minority shares:

None.

SECTION FIVE (Continued)

EXPLANATIONS AND NOTES RELATED TO THE CONSOLIDATED FINANCIAL STATEMENTS (Continued)

III. Explanations and Notes Related to Consolidated Off-Balance Sheet Accounts

1. Information on off-balance sheet liabilities:

1.a) Nature and amount of irrevocable loan commitments:

	Current Period (31.03.2023)	Prior Period (31.12.2022)
Forward asset purchase and sales commitments	1.398.566	533.977
Other irrevocable commitments	341.629	133.913
Total	1.740.195	667.890

1.b) Nature and amount of possible losses and commitments from the off-balance sheet items including the below mentioned:

As of 31 March 2023, the first stage expected loss provision for non-compensated and non-cashed non-cash loans is TL 53.077 (31 December 2022: TL 49.544), third stage expected loss provision is TL 1 (31 December 2022: TL 1).

1.b.1) Guarantees, confirmed bills and guarantees assessed as financial guarantees and non-cash loans including other letter of credits:

The Parent Bank has guarantees given amounting to TL 452.440 (31 December 2022: TL 441.565) and letters of credit amounting to TL 124.618 (31 December 2022: TL 118.700). The Parent Bank has no bank acceptances as of the current period.

1.b.2) Definite guarantees, tentative guarantees, suretyships and similar transactions:

Total amount of the Parent Bank's TL letters of guarantee are TL 2.522.083 (31 December 2022: TL 2.481.196). TL 1 (31 December 2022: TL 1) of this amount is letters of guarantee given to customs and other part is definite letters of guarantees.

1.c) Total non-cash loans:

	Current Period (31.03.2023)	Prior Period (31.12.2022)
Non-cash loans for providing cash loans	452.440	441.565
With original maturity of one year or less	-	-
With original maturity more than one year	452.440	441.565
Other non-cash loans	2.646.701	2.599.896
Total	3.099.141	3.041.461

2. Information on derivative financial instruments:

Derivative transactions of the Bank consists of currency swap purchasing and selling transactions. Swap transactions in foreign currency and their TL equivalents are shown in the table below as of 31 March 2023 and 31 December 2022.

	Current Period (31.03.2023)				Prior Period (31.12.2022)			
	Forward Purchase	Forward Sale	Swap Purchase	Swap Sale	Forward Purchase	Forward Sale	Swap Purchase	Swap Sale
TL	-	-	3.521.778	8.385.041	-	-	4.004.626	7.543.854
USD	-	-	8.876.066	3.546.672	-	-	7.161.779	3.405.293
EUR	-	-	83.610	521.515	-	-	1.473.318	1.679.383
Other	-	-	-	-	-	-	-	-
Total	-	-	12.481.454	12.453.228	-	-	12.639.723	12.628.530

SECTION FIVE (Continued)

**EXPLANATIONS AND NOTES RELATED TO THE CONSOLIDATED FINANCIAL STATEMENTS
(Continued)**

III. Explanations and Notes Related to Consolidated Off-Balance Sheet Accounts (Continued):

3. Information on contingent liabilities and assets:

Istanbul Venture Capital Initiative (IVCI - A Luxemburg Investment Company Fund) is founded as a stock company having variable capital and subject to laws of Luxemburg. The Bank has committed to buy “Group A” shares equal to nominal value of EUR 10 million and to pay this amount at the date determined by Fund according to its investment plan. The Fund’s initial capital commitment was EUR 150 million and its capital was increased to EUR 160 million with new participants in March 2009. The Bank’s participation was approved by the Board of Directors of IVCI on 13 November 2007 and share purchase agreement was signed at of the same date.

As of the balance sheet date, the Bank has paid EUR 9.698.342 of the EUR 10 million commitment, while EUR 301.658 has not been paid yet.

The Bank has committed to invest TL 25.000 in the Development Participation Venture Capital Investment Fund, TL 15.000 in the Innovative and Advanced Technologies Venture Capital Investment Fund, USD 1,5 Million in the Development ODTÜ Teknokent Venture Capital Investment Fund of which its subsidiary Development Venture Capital Portfolio Management Inc. is the founder and manager. It has been paid a capital share of TL 15.625 to Participation Venture Capital Investment Fund; TL 15.000 to the Innovative and Advanced Technologies Venture Capital Investment Fund; USD 1,5 million to the Development ODTÜ Teknokent Venture Capital Investment Fund and as of the balance sheet date, TL 9.375 of the total commitment to these funds has not been paid yet.

The Bank has committed to invest TL 430.000 in the TKYB Capital Fund, of which Turkey Development Fund is the founder and Development Venture Capital Portfolio Management Inc. is the manager. It has been paid a capital share of TL 104.052 and as of the balance sheet date, TL 325.948 of the total commitment to the fund has not been paid yet.

4. Services supplied on behalf of others

The Parent Bank does not act as an intermediary for purchases and sales of securities on behalf of others and provides custody services.

SECTION FIVE (Continued)

EXPLANATIONS AND NOTES RELATED TO THE CONSOLIDATED FINANCIAL STATEMENTS (Continued)

IV. Explanations and Notes Related to Statement of Consolidated Profit or Loss:

1.a) Information related to interest income on loans:

	Current Period (31.03.2023)		Prior Period (31.03.2022)	
	TL	FC	TL	FC
Interest on loans^(*)				
Short term loans	-	-	223	1.398
Medium and long term loans	299.798	910.344	132.862	365.673
Interest on non-performing loans	14.237	-	16.891	-
Premiums received from resource utilization support fund	-	-	-	-
Total	314.035	910.344	149.976	367.071

(*) Includes fees and commissions received from cash-loans.

1.b) Information related to interest income on banks:

	Current Period (31.03.2023)		Prior Period (31.03.2022)	
	TL	FC	TL	FC
From Central Bank of the Republic of Turkey	-	-	-	-
From domestic banks	498.070	6.424	151.374	2.018
From foreign banks	-	467	-	5
From foreign head offices and branches	-	-	-	-
Total	498.070	6.891	151.374	2.023

1.c) Information related to interest income on marketable securities:

	Current Period (31.03.2023)		Prior Period (31.03.2022)	
	TL	FC	TL	FC
Financial assets measured at fair value through profit and loss	-	-	-	-
Financial assets measured at fair value through other comprehensive income	177.640	68.259	121.788	26.738
Financial assets measured at amortised cost	365.689	48.606	163.276	35.858
Total	543.329	116.865	285.064	62.596

1.ç) Information related to interest income from associates and subsidiaries:

None.

1.d) Information on interest income from money market transactions:

	Current Period (31.03.2023)		Prior Period (31.03.2022)	
	TL	FC	TL	FC
Money market transactions	225.655	491	37.727	-
Reverse repurchase agreements	400	-	258	-
Total	226.055	491	37.985	-

SECTION FIVE (Continued)

EXPLANATIONS AND NOTES RELATED TO THE CONSOLIDATED FINANCIAL STATEMENTS (Continued)

IV. Explanations and Notes Related to Statement of Consolidated Profit or Loss (Continued):

2.a) Information related to interest expense on borrowings:

	Current Period (31.03.2023)		Prior Period (31.03.2022)	
	TL	FC	TL	FC
Banks ^(*)	250.513	21.179	93.435	122
Central Bank of the Republic of Turkey	250.513	-	93.435	-
Domestic banks	-	-	-	122
Foreign banks	-	21.179	-	-
Foreign head office and branches	-	-	-	-
Other Institutions ^(*)	253.701	700.517	120.731	203.825
Total	504.214	721.696	214.166	203.947

(*) Includes fees and commissions payable to cash-loans.

2.b) Information related to interest expenses to associates and subsidiaries:

None.

2.c) Information related to interest on securities issued:

	Current Period (31.03.2023)		Prior Period (31.03.2022)	
	TP	FC	TP	FC
Interest Paid on Issued Securities	-	27.890	-	-

2.ç) Information related to interest on money market transactions:

	Current Period (31.03.2023)		Prior Period (31.03.2022)	
	TL	FC	TL	FC
Money market transactions	-	-	5	-
Repurchase agreements	65.007	-	24.146	-
Total	65.007	-	24.151	-

2.d) Leasing interest expenses:

	Current Period (31.03.2023)		Prior Period (31.03.2022)	
	TL	FC	TL	FC
Immovables	350	-	528	-
Movables	488	-	47	-
Total	838	-	575	-

3. Information related to dividend income:

None (31 March 2022:None).

SECTION FIVE (Continued)

EXPLANATIONS AND NOTES RELATED TO THE CONSOLIDATED FINANCIAL STATEMENTS (Continued)

IV. Explanations and Notes Related to Statement of Consolidated Profit or Loss (Continued):

4. Information related to trading income/loss:

	Current Period (31.03.2023)	Prior Period (31.03.2022)
Gain	250.091	529.622
Gains on capital market operations	42.353	6.813
Gains on derivative financial instruments	189.639	468.865
Foreign exchange gains	18.099	53.944
Loss (-)	(229.582)	(536.606)
Losses from capital market operations	(5.165)	(1.010)
Losses on derivative financial instruments	(145.822)	(287.753)
Foreign exchange losses	(78.595)	(247.843)

5. Information related to other operating income:

	Current Period (31.03.2023)	Prior Period (31.03.2022)
Income from sale of assets	15.957	12.188
Reversals from prior years' provisions	528	16.601
Other	12.221	28.874
Total	28.706	57.663

In general, the Bank's other operating income consists of cancellations of expected loss provisions, share depreciation provisions allocated in previous years and income from sales of assets.

6. Group's expected credit loss expenses and other provision expenses:

	Current Period (31.03.2023)	Prior Period (31.03.2022)
Expected credit loss provisions	79.261	86.705
12 month expected credit loss (Stage 1)	51.467	31.318
Significant increase in credit risk (Stage 2)	7.552	5.321
Non-performing Loans (Stage 3)	20.242	50.066
Marketable securities impairment expense	3.819	22.233
Financial assets measured at fair value through profit or loss	3.819	22.233
Financial assets measured at fair value through other comprehensive income	-	-
Subsidiaries, associates and joint ventures provision expenses for impairment	-	-
Associates	-	-
Subsidiaries	-	-
Joint ventures	-	-
Other provision expenses (*)	43.362	21.348
Total	126.442	130.286

(*) Other provision expenses amounting TL 43.294 consists of provision expenses for severance payments and short-term employee rights liabilities (31 March 2022: TL 21.371), while TL 68 consists of provision for litigation expenses (31 March 2022: TL 13).

SECTION FIVE (Continued)

EXPLANATIONS AND NOTES RELATED TO THE CONSOLIDATED FINANCIAL STATEMENTS (Continued)

IV. Explanations and Notes Related to Statement of Consolidated Profit or Loss (Continued):

7. Information related to other operating expenses:

	Current Period (31.03.2023)	Prior Period (31.03.2022)
Provision for employee termination benefits(*)	2.888	999
Provision expense for bank social aid fund deficits	-	-
Fixed assets impairment charges	-	-
Depreciation charges of fixed assets	4.620	2.384
Intangible assets impairment charges	-	-
Goodwill impairment charges	-	-
Amortization charges of intangible assets	1.542	1.261
Impairment charges on investments accounted for at equity method accounting	-	-
Impairment charges of assets that will be disposed	-	-
Amortization charges of assets that will be disposed	-	-
Impairment charges for non-current assets held for sale and discontinued operations	-	-
Other operating expenses	19.734	8.495
Leasing expenses related to TFRS 16 exceptions	47	30
Maintenance expenses	58	23
Advertisement expenses	50	11
Other expenses (**)	19.579	8.431
Loss on sale of assets	-	-
Other (***)	131.122	8.210
Total	159.906	21.349

(*) Provision for severance pay and short term employee benefits are shown in the Other Provision Expenses line in the statement of profit or loss.

(**) Other expenses amounted to TL 751 from cleaning expenses (31 March 2022: TL 408), TL 3.083 from communication expenses (31 March 2022: TL 1.865), TL 4.000 from computer usage expenses (31 March 2022: TL 1.408), TL 541 from heating, lighting and water expenses (31 March 2022: TL 125), TL 4.379 from vehicle expenses (31 March 2022: TL 1.829), TL 868 from subscription fees (31 March 2022: TL 428), TL 2.963 from participation in common expenses (31 March 2022: TL 1.152), TL 1.150 from insurance expenses (31 March 2022: TL 639), TL 80 from miscellaneous expenses (31 March 2022: TL 19) and TL 1.764 remaining portion (31 March 2022: TL 561) consists of other miscellaneous expenses.

(***) TL 16.218 of the other is from taxes, duties, fees and fund expenses (31 March 2022: TL 3.418), TL 4.297 from audit and consultancy fees (31 March 2022: TL 2.287), TL 2.419 from BRSA participation share (31 March 2022: TL 1.439), TL 102.184 from extraordinary expenses (31 March 2022: None) and the remaining part amounting to TL 6.004 (31 March 2022: TL 1.066) consists of other miscellaneous expenses.

8. Information related to operating profit/loss before taxes:

As of 31 March 2023, the Group's income before tax from the continuing operations is TL 872.468 (31 March 2022: TL 473.064) and the Group has no discontinued operations.

9. Information related to tax provisions for taxes:

As of 31 March 2023, the Group's income tax provision from continuing operations amounting to TL 212.415, (31 March 2022: TL 115.470) consists of TL 218.324 of current tax charge (31 March 2022: TL 154.596) and TL 5.909 of deferred tax income effect (31 March 2022: TL 39.126).

10. Information related to net operating income after taxes:

The Group has earned net profit of TL 660.053 from continuing operations between 1 January 2022-31 March 2023 (1 January 2022-31 March 2022: TL 357.594).

SECTION FIVE (Continued)

**EXPLANATIONS AND NOTES RELATED TO THE CONSOLIDATED FINANCIAL STATEMENTS
(Continued)**

IV. Explanations and Notes Related to Statement of Consolidated Profit or Loss (Continued):

11. Information on net profit/loss:

11.a) The nature and amount of income and expenses from ordinary banking operations, if their nature, amount and frequency are required for the complete understanding of the performance of the Bank in the current period:

None.

11.b) The effect of the change in accounting estimates to the net profit/loss; including the effects to the future period, if any:

There are no changes in accounting estimates.

12. If the other items in the income statement exceed 10 % of the income statement total, sub-accounts amounting to at least 20 % of these items are presented below:

The total amount of other fees and commissions received in the statement of profit or loss as of 31 March 2023 is TL 23.550 (31 March 2022: TL 4.652). TL 2.135 (31 March 2022: TL 848) of this amount is loan limit allocation fees and TL 1.770 (31 March 2022: TL 633) is CBRT investment advance commissions.

The total amount of other fees and commissions given in the statement of profit or loss as of 31 March 2023 is TL 24.592 (31 March 2022: TL 5.501). TL 3.882 (31 March 2022: TL 1.521) of this amount is credit guarantee fund limit commissions, TL 4.368 (31 March 2022: TL 1.332) of this amount is stock market transaction commissions and TL 1.771 (31 March 2022: TL 2.054) is listing fees.

13. Profit / loss attributable to minority rights:

None.

SECTION FIVE (Continued)

EXPLANATIONS AND NOTES RELATED TO THE CONSOLIDATED FINANCIAL STATEMENTS (Continued)

V. Explanations Related to Risk Group of the Parent Bank:

Predicted limitations determined in the Banking Law are maintained through internal regulations in the Bank which has no transactions related to deposit acceptance. For the transactions with risk groups, normal customer relationships and market conditions are taken into account. The Group adopts policies that restrict the balance of transactions with risk groups in total assets and liabilities. Practices are carried out in accordance with this policy.

a) Current Period:

Risk Group of the Parent Bank	Subsidiaries, Associates and Jointly Controlled Entities (Joint Ventures)		Direct or Indirect Shareholders of the Bank		Other Real and Legal Persons in the Risk Group	
	Cash	Non-Cash	Cash	Non-Cash	Cash	Non-Cash
Loans	-	-	-	-	-	-
Beginning Balance	3.859	-	-	-	-	-
Closing Balance (*)	3.859	-	-	-	-	-
Interest and Commissions Income	-	-	-	-	-	-

(*) TL 3.859 of loan disbursed to Arıcak A.Ş., a subsidiary of the Bank, has been followed in Group V. For this loan, TL 3.859 is set aside for the expected loss in the third stage.

b) Prior Period:

Risk Group of the Parent Bank	Subsidiaries, Associates and Jointly Controlled Entities (Joint Ventures)		Direct or Indirect Shareholders of the Bank		Other Real and Legal Persons in the Risk Group	
	Cash	Non-Cash	Cash	Non-Cash	Cash	Non-Cash
Loans	-	-	-	-	-	-
Beginning Balance	3.834	-	-	-	-	-
Closing Balance (*)	3.859	-	-	-	-	-
Interest and Commissions Income	-	-	-	-	-	-

(*) TL 3.859 of loan disbursed to Arıcak A.Ş., a subsidiary of the Bank, has been followed in Group V. For this loan, TL 3.859 is set aside for the expected loss in the third stage.

c) Information on forward transactions, option contracts and similar other transactions between the Parent Bank and its risk groups:

None.

d) Information on remuneration and benefits provided for the senior management of the Parent Bank:

Salaries and dividend paid to members of Board of Directors, Supervisory Board, General Manager and Executive Vice Presidents are presented below.

	Current Period (31.03.2023)	Prior Period (31.03.2022)
Salaries	6.488	3.146
Dividend and fringe benefits	7.272	957
Total	13.760	4.103

SECTION SIX

OTHER EXPLANATIONS

I. Explanations on Auditors' Review Report:

The Group's consolidated financial statements as of and for the period ended 31 March 2023 have been reviewed by KPMG Bağımsız Denetim ve Serbest Muhasebeci Mali Müşavirlik A.Ş. and the review report dated 27 April 2023 is presented at the beginning of the financial statements and related notes.

II. Explanations and Notes Related to Subsequent Events:

The Parent Bank signed an agreement on 6 April 2023 to provide a loan of EUR 100 million from the German Development Bank (KfW) and a grant financing of EUR 10 million by the German Government for climate finance, with a loan from the Ministry of Treasury and Finance.

The Bank's Corporate Governance Rating, which was 9,32 in 2022, was revised to 9,40 as of 14 April 2023, in line with the improvement efforts made during the year.

SECTION SEVEN

INTERIM ACTIVITY REPORT

I. Chairman's Assessment:

As whole country, we experienced the disaster of the century last February. I wish God's mercy on our citizens who lost their lives in this big earthquake disaster and I wish a quick recovery to all the injured. I hope that our country will never experience such a great pain again.

In 2022, global economic activity lost momentum due to increased geopolitical risks with the Russia-Ukraine war, global inflationary pressure, strict monetary policies implemented by global central banks within the scope of the fight against inflation and the uncertainty in the supply chains because of the zero-case policy implemented in China. In this context, global growth, which reached 6,3 percent in 2021, declined to 3,4 percent last year.

Despite increasing global recession concerns, the Turkish economy grew by 5,6 percent in 2022 with the contribution of strong domestic and foreign demand. While the earthquake disaster is expected to affect economic activities in the short term, the Turkish economy is expected to maintain its strong performance in the medium term.

Contributing to Turkey's sustainable development at all times, our Bank increased its assets by 12 percent in the first quarter of 2023 compared to the end of the previous year, while increasing its operating income by 89 percent. The amount of our loans, which constitute 65 percent of our total assets, increased by 10 percent in the same period and reached TL 66,7 billion, while our first quarter profit was TL 662,84 million. Our capital adequacy ratio was 15,96 percent.

In line with the goals and future of our country, our Bank will continue to provide financial support to projects in different fields, primarily energy, energy efficiency and sustainable growth. In addition, our Bank will take responsibility and mobilize all its resources to ensure that the wheels of the economy turn again in 11 provinces affected by the unfortunate earthquake disaster.

Dr. Raci KAYA
Chairman of the Board

SECTION SEVEN (Continued)

INTERIM ACTIVITY REPORT (Continued)

II. CEO and Board Member's Assessment:

As we enter the 100th anniversary of our Republic, we faced two major earthquake disasters in February, the epicenter of which was Kahramanmaraş and affecting 11 provinces. After this sad disaster, we made donations to AFAD in order to support our citizens in the region. Together with the iftar tents we set up for our citizens affected by the earthquake and other in-kind aids, we provided a total of over TL 110 million in support. We will continue to support our people in the region in the next period in order to heal this pain as soon as possible that we feel deeply as whole country. On this occasion, once again, I wish God's mercy on all our citizens who lost their lives, and a quick recovery to our injured citizens.

In the last quarter of 2022, when global recession concerns increased, the Turkish economy grew by 3,5 percent, maintaining its uninterrupted growth performance in the tenth quarter as well. The Turkish economy achieved a growth rate of 5,6 percent last year, making it one of the countries with the highest growth rate among developing countries.

As of March 2023, the assets of our Bank increased by 12 percent compared to the end of the previous year and reached TL 102,5 billion. Our loans, which make up 65 percent of our total assets, reached TL 66,7 billion and increased by 10 percent compared to the same period. On the other hand, our quarterly profit increased by 87 percent compared to the same period of the previous year and reached 662,8 million TL.

In the first quarter of 2023, our Bank continued to provide funds to our country from abroad. In the period we left behind, Climate Finance Loan and Grant Agreements with a total amount of EUR 110 million whereof related negotiations started between the German Development Bank (KfW) and T.C. Ministry of Treasury and Finance will be made available by our Bank. With this agreement, investments in renewable energy, energy storage solutions, energy efficiency and e-mobility will be financed within the scope of combating climate change with a loan of EUR 100 million.

Continuing its activities in the field of investment banking, our Bank mediated the issuance of a total of TL 100 million in sukuk (lease certificates) in the first quarter of 2023, of Tarfin Tarım, the digital agriculture platform that brings together the agricultural ecosystem with technology. Our Bank has successfully continued its services in the field of investment banking, which it has provided to private and public institutions, as in every period.

The Development Fund of Turkey, founded by our Bank, has made direct investments in Beam Teknoloji which operates as a Cyber Security Test and Evaluation Center; in Wask company which operates in the field of digital marketing and in Fazla which operates in the field of holistic resource management, through its sub-funds. Our fund plays a leading role in the development of the entrepreneurship ecosystem with its recent investments.

Within the framework of the Risk Sharing Mechanism (RPM) program for geothermal resources, which continues under the management of our Bank, two projects were completed and a total of USD 5 million grant support was provided to the beneficiaries. With this project, which is the only program that allows sharing the risks of geothermal resources in the exploration period in Turkey, we continue to support the development of geothermal resources in our country.

In line with our sustainable banking approach, approximately 80 percent of our portfolio contributes directly or indirectly to the United Nations Sustainable Development Goals. With the technical support provided by the German Development Bank (KfW), we started to work on further strengthening our Environmental and Social Risk Assessment practices in line with international standards. In addition, our Bank has been awarded the title of 'ESG Industry Top Rated' and 'ESG Regional Top Rated' in the Most Admired ESG Companies List, where approximately 15 thousand institutions worldwide are evaluated by Sustainalytics. With the achievements we had, our Bank has once again proven that sustainability is the main focus in all of its activities.

SECTION SEVEN (Continued)

INTERIM ACTIVITY REPORT (Continued)

II. CEO and Board Member's Assessment

Our Corporate Governance Rating, announced by SAHA Corporate Governance and Credit Rating Services, which makes ratings in accordance with the Corporate Governance Principles of the Capital Markets Board (CMB) in Turkey, has increased compared to the previous year and has been determined as 9,40. With the rating we have made for the second time this year, our Bank has demonstrated that it has substantially complied with the CMB's Corporate Governance Principles and that it maintains the necessary policies and measures at world standards.

Our Bank, which will continue to support development-oriented investments; in line with its goals and plans in the fields of development and investment banking, it will continue to contribute to the country's economy in the future as it does today. Our Bank will continue to support our provinces affected by the earthquake disaster in the upcoming period as well.

İbrahim H. ÖZTOP
CEO and Board Member

SECTION SEVEN (Continued)

CONSOLIDATED INTERIM ACTIVITY REPORT (Continued)

III. Summary Financial Information and Ratios

Balance Sheet (Thousand TL)	Current Period (31.03.2023)	Prior Period (31.12.2022)
Total Assets	102.727.807	91.699.796
Financial Assets	28.215.232	24.342.970
Loans	66.650.114	60.340.295
Other Financial Assets Measured at Amortised Cost	8.583.686	7.665.261
Expected Credit Losses (-)	1.168.075	1.109.620
Loans Obtained-Funds	81.121.984	71.758.553
Money Market Debts -Securities Issued	4.965.136	5.066.619
Subordinated Debt Instruments	7.474.135	6.947.336
Equity (Including Profit)	7.509.351	6.853.740

Profit / Loss (Thousand TL)	Current Period (31.03.2023)	Prior Period (31.03.2022)
Interest Income (Net)	1.189.761	604.464
Non-Interest Income/Expense (Net)	(317.293)	(131.400)
Tax Provision (-)	212.415	115.470
Net Profit / Loss	660.053	357.594

Ratios (%)	Current Period (31.03.2023)	Prior Period (31.12.2022)
Total Loans / Total Assets	64,9	65,8
Loans Under Follow-Up / Total Loans	1,3	1,5
Equity / Total Assets	7,3	7,5
Loans Obtained / Total Liabilities	69,3	69,1
Capital Adequacy Ratio	15,93	16,7

IV. Bank Management

1. Board of Directors and Bank Top Management:

Members of the Board of Directors and the Bank's Top Management are indicated on the second page in the general information section.

2. Authority Limits of the Chairman and Members of the Board of Directors:

The duties and responsibilities of the members of the Board of Directors of the Bank are determined by the Law No. 7147 on Türkiye Kalkınma ve Yatırım Bankası A.Ş. and the Bank's Articles of Association.

The main task of the Board of Directors of the Bank is to ensure the realization of the objectives set by the Law within the framework of General Assembly resolutions and related legislation, development plan and annual programs. In the January-March 2023 period, the Board of Directors held 5 meetings and took a total of 84 decisions, 2 of which were interim decisions and 82 of which were decisions.

3. Audit Committee:

Name Surname	Duty
Dr. Turgay GEÇER	Chairman of the Audit Committee
Erdal ERDEM	Deputy Chairman of the Audit Committee
Salim Can KARAŞIKLI(*)	Audit Committee Member
Ömer KARADEMİR	Audit Committee Member

(*) Member of the Board of Directors Salim Can Karaşıklı resigned from his duty as a Member of the Board of Directors and from other duties at the Bank as of 31 March 2023.

In the January-March 2023 period, the Audit Committee held 5 meetings and took 21 decisions.

SECTION SEVEN (Continued)

INTERIM ACTIVITY REPORT (Continued)

IV. Bank Management (Continued):

4. Corporate Governance Committee:

Name Surname	Duty
Erdal ERDEM	Chairman of Corporate Governance Committee
Salim Can KARAŞIKLI(*)	Deputy Chairman of the Corporate Governance Committee
Metin YILMAZ	Corporate Governance Committee Member

(*) Member of the Board of Directors Salim Can Karaşıklı resigned from his duty as a Member of the Board of Directors and from other duties at the Bank as of 31 March 2023.

5. Pricing Committee:

Name Surname	Duty
Salim Can KARAŞIKLI(*)	Chairman of the Pricing Committee
Dr. Hakan ERTÜRK	Pricing Committee Member

(*) Member of the Board of Directors Salim Can Karaşıklı resigned from his duty as a Member of the Board of Directors and from other duties at the Bank as of 31 March 2023.

In the January-March 2023 period, The Pricing Committee held 1 meetings and took 1 decision.

6. Units Under Internal Systems :

Name Surname	Duty
Dr. Kaan Ramazan ÇAKALI	Head of the Inspection Board
Dr. Semra PEKKAYA	Head of Risk Management Department
Burhan Serhan PEKER	Internal Control and Compliance Manager

V. Capital and Shareholder Structure:

Shareholders	Current Capital Share (TL)	%
Republic of Turkey Ministry of Treasury and Finance	2.477.038.263,26	99,08
Other (*)	22.961.736,74	0,92
Total	2.500.000.000,00	100

(*) Since it covers all real and legal persons and shares of these partners are traded on Borsa Istanbul, the number of partners is unknown.

VI. Activities of the Bank's I. Term in 2023

Financing Activities and Relations with Financial Institutions:

The loan agreement to provide COVID-19 financing facility amounting to USD 300 million from Asian Infrastructure Investment Bank (AIIB) was signed on 17 August 2020. The loan will be extended to SMEs and large enterprises in order to reduce the effects of the pandemic. The entire loan has been transferred to our Bank's accounts.

In addition to the USD 200 million loan obtained from the Asian Infrastructure Investment Bank (AIIB) with the agreement dated 10 December 2019 for the financing of renewable energy and energy efficiency projects, an additional financing agreement of USD 100 million was signed on 8 November 2021. The entire loan has been transferred to our Bank's accounts.

A loan agreement of EUR 316 million from the World Bank (WB) for the financing of entrepreneurs for the purpose of creating registered employment was signed on 1 June 2020. As of 31 March 2023, a loan amounting to EUR 164 million has been transferred to our Bank's accounts.

SECTION SEVEN (Continued)

INTERIM ACTIVITY REPORT (Continued)

VI. Activities of the Bank's I. Term in 2023 (Continued):

Financing Activities and Relations with Financial Institutions:

The loan agreement for the provision of an Emergency Firm Support Loan amounting to USD 250 million from the World Bank (WB) was signed on 9 September 2020. The loan will be used to finance SMEs affected by the pandemic. As of 31 March 2023, a loan amounting to USD 120 million has been transferred to our Bank's accounts.

The loan agreement with the China Development Bank (CDB) to provide financing of USD 200 million was signed on 28 December 2021. As of 31 March 2023, a loan amounting to USD 98,9 million has been transferred to our Bank's accounts.

The loan agreement between the Japan Bank for International Cooperation (JBIC) and our Bank was signed on 29 March 2021 to provide an energy and energy efficiency loan titled GREEN III, amounting to USD 170 million. As of 31 March 2023, a loan amounting to USD 139 million has been transferred to our Bank's accounts.

A loan agreement of USD 150 million was signed with the World Bank (WB) on 21 December 2021 to be used in the financing of geothermal energy projects. The loan was made effective on 17 June 2022. Solar energy projects (Distributed Solar PV) negotiations have started with the World Bank.

Efforts are underway to obtain EUR 100 million Climate loan from the German Development Bank (KfW). The loan is planned to be signed in the second quarter of 2023.

Efforts are underway to obtain EUR 55 million SME loan from the Black Sea Trade and Development Bank (BSTDB). The loan is planned to be signed in the last quarter of 2023.

Loan negotiations for an amount of USD 100 million from the Islamic Development Bank (IDB) have started to be used in the financing of food safety investments. For this purpose, efforts are underway to provide renewable energy and efficiency loans of USD 100 million from the OPEC Fund for International Development (OFID).

International Rating Agency Fitch Ratings revised our Bank's rating to B and outlook to "Negative" on 26 July 2022.

The agreement regarding the Sustainable Eurobond, of which the French Development Agency (AFD) is the investor, was signed on 20 September 2022 and the total issuance amount of EUR 100 million was transferred to our Bank's accounts on 23 September 2022. At least 75% of the funds to be obtained from the 11-year Eurobond issuance will be allocated for the financing of green projects that contribute to the fight against climate change in Turkey, while the remainder will be directed to social projects.

Project Activities, Consultancy and Technical Assistance Services

The Risk Sharing Mechanism (RPM) project created for the development of our country's geothermal resources, financed by a grant from the Clean Technology Fund (CTF) through the World Bank (WB), is carried out by our Bank. Within the framework of the project, it is aimed to partially cover the costs of the wells that geothermal investors will drill for resource exploration fail.

In the first round of RPM implementation, 7 projects were shortlisted. Contracts have been signed with 3 of these projects, and field studies for 2 projects whose contracts have been signed have been completed. Drilling and well testing activities for 3 geothermal exploration wells were completed within the scope of these projects, and all of the wells were evaluated as unsuccessful according to the predetermined success criteria. A total of USD 5,05 million was awarded to the beneficiary of the RPM fund for failed wells.

Three projects within the scope of RPM first round implementation were excluded from the program at the request of the beneficiaries. Work on the remaining two projects continues. With the approval of the World Bank, it has been decided to close the first round of RPM implementation as of 31 December 2022, and to continue the two ongoing projects within the scope of the RPM second round.

SECTION SEVEN (Continued)

INTERIM ACTIVITY REPORT (Continued)

VI. Activities of the Bank's I. Term in 2023 (Continued):

Project Activities, Consultancy and Technical Assistance Services (Continued):

Negotiation meetings were completed for the top 10 projects with the highest score out of 14 shortlisted projects in the RPM second round. As a result of the negotiation meetings, success criteria were determined for 4 projects. Environmental and social management plans and all relevant documentation preparation studies were completed for 2 of the 4 projects whose success criteria were determined, and World Bank approval was obtained. For the other 2 projects, the related documentation preparation work continues.

A Beneficiary Contract has been signed for one project approved by the World Bank within the scope of the RPM second round, and contract preparation works are continuing for the other approved project. 6 projects that were shortlisted in the RPM second round were excluded from the program at the request of the beneficiaries. Permission and license processes for other projects continue.

With the approval of the World Bank, it was decided to open the RPM third round application applications. The said third round implementation is planned to be launched with an online Consultation Workshop in April 2023. In the ongoing process, it is planned to continue with the Declaration of Intent (EoI) first and then the actual application processes for the shortlisted projects.

Within the scope of the Sustainable Eurobond issuance agreement signed with the French Development Agency (AFD), a Technical Assistance Program was launched to improve our Bank's gender equality practices. Within the scope of the program, it is aimed to raise gender equality awareness of our Bank and to make improvements towards gender equality in its operational processes.

The Registered Employment Creation Project (Kayist), conducted by our Bank together with the World Bank, aims to improve the formal employment creation conditions of companies operating in 24 provinces with a high percentage of Syrians under Temporary Protection, for the benefit of Turkish citizens and refugees. Project provinces are Istanbul, Gaziantep, Hatay, Şanlıurfa, Adana, Mersin, Bursa, İzmir, Kilis, Konya, Ankara, Kahramanmaraş, Mardin, Kayseri, Kocaeli, Osmaniye, Diyarbakır, Malatya, Adıyaman, Batman, Sakarya, Manisa, Tekirdağ and Denizli. The first component of the project, the loan, is EUR 316 million, and the second component, the European Union FRIT-II Fund Funded Grant, is EUR 75,9 million. It is aimed to increase the impact and success of the loan and grant components with the training and capacity building activities to be provided with the Technical Assistance Component of the project. The loan and grant agreements provided within the scope of the Project have entered into force and the Project is in the implementation period.

The call for project proposals for the Registered Employment Creation Project (Kayist) Grant Program originating from the European Union FRIT-II Fund was announced on 17 December 2022 with a budget of EUR 70 million and call process has been completed. In the application evaluation phase of the grant program, the "Administrative and Compliance Check" process and the "Technical and Financial Evaluation" process were completed. The evaluation process of grant applications continues with the "Environmental and Social Evaluation" phase. It is planned to sign a contract in the second quarter of 2023 with the applicants who are entitled to receive grants.

The Protocol, within the scope of the ongoing cooperation since 2014, between our Bank and the Presidency Strategy and Budget Department, the COMCEC and the General Directorate of International Development Cooperation (COMCEC Coordination Office) on the execution of the COMCEC Project Finance Programs, was signed on 3 March 2023.

As of 31 December 2022, a total of TL 12.6 million funds were transferred to 28 projects. In the final project list for 2023, a total of 24 projects, 19 CPF and 5 CQP, were entitled to be supported. The signing phase with the beneficiary institutions continues.

SECTION SEVEN (Continued)

INTERIM ACTIVITY REPORT (Continued)

VI. Activities of the Bank's I. Term in 2023 (Continued):

Project Activities, Consultancy and Technical Assistance Services (Continued):

Crediting Activities:

In the period of January-March 2023, loan applications of TL 6.115 million, EUR 71 million and USD 225 million from 33 companies were accepted to our Corporate Banking and Project Finance Department, with a total value of TL 12.497 million. 50% (TL 6.253 million) of these applications belong to the manufacturing industry, 41% (TL 5.087 million) to the energy sector and 9% (TL 1.158 million) to the tourism sector.

In the period of January-March 2023, 36 companies were provided with cash loans amounting to TL 4.165 million, EUR 33 million and USD 85 million, with a total value of TL 6.421 million. 84% of the cash loans extended belong to the manufacturing industry, 10% to energy and 6% to financial institutions.

In the period of January-March 2023, 7 companies were provided with non-cash loans of TL 8.069 thousand and EUR 2.640 thousand, with a total value of TL 62.221 thousand . All of the non-cash loans extended belong to the energy sector.

VII. Corporate Governance Principles Compliance Report:

Türkiye Kalkınma ve Yatırım Bankası A.Ş. continues its operations in accordance with the Law No. 7147 which regulates the establishment of the Bank, the Banking Law and other legal regulations to which the Bank is subject. Compulsory ones of the Corporate Governance Principles published by the Capital Markets Board are complied with, and maximum efforts are made to comply with non-compulsory principles.

Corporate Governance Compliance Reporting, prepared in accordance with the Corporate Governance Communiqué numbered II-17.1 in accordance with the Capital Markets Board's decision dated 10 January 2019 and numbered 2/49, is made over the KAP Platform using the Corporate Governance Compliance Report (URF) and Corporate Governance Information Form (KYBF) templates.

Our Bank's Corporate Governance Information Form for 2022 and Corporate Governance Compliance Report were announced on the Public Disclosure Platform on 27 February 2023. Related reports can be accessed at <https://www.kap.org.tr/tr/sirket-bilgileri/ozet/2426-turkiye-kalkinma-ve-yatirim-bankasi-a-s>.

SECTION SEVEN (Continued)

INTERIM ACTIVITY REPORT (Continued)

VII. Corporate Governance Principles Compliance Report:

1. Shareholder Relations Unit:

Shareholder relations function is carried out by the Treasury and Capital Markets Operations Unit, and Subsidiaries and Corporate Relations Unit.

In the January-March 2023 period, 2 information requests were answered within the scope of the Shareholders' Use of their Right to Obtain Information.

2. Capital Increase and General Assembly Information:

The Ordinary General Assembly meeting of the Bank for 2022 has not yet been held as of the report publication date.

3. Company Disclosure Policy:

The Bank's Disclosure Policy, prepared by the Bank's Corporate Governance Committee and submitted to the Board of Directors, was approved on 29 April 2009 and is available on the Bank's website as of 1 May 2009. Monitoring, supervision and development of the implementation of the Disclosure Policy is under the authority and responsibility of the Bank's Board of Directors and is carried out on behalf of the Bank's Board of Directors under the supervision of the Corporate Governance Committee. In addition to the rules determined by the applicable legislation, the Bank has also adopted the principle of informing the public on matters that are in line with its mission and do not bear the nature of trade secrets.

In January-March 2023 period:

Within the scope of the Regulation on the Principles and Procedures Regarding the Right to Information Law No. 4982 and its Implementation, no applications has been made to the Information Unit.

Within the framework of the Prime Ministry Circular No. 2006/3 published in the Official Gazette dated 20 May 2006 and numbered 26055, 4 applications were answered from the Presidential Communication Center (CİMER) directly from the Presidential system for the period January-March 2023.

4. Special Condition Disclosures :

Notifications are made in a timely manner in cases that require special case disclosure. In the period of January-March 2023, 7 special case announcements were made on the Public Disclosure Platform. No additional explanation requests were made by the CMB and Borsa İstanbul regarding the announcements made.